

# AUXILIARY STROBE AND STOP LAMPS

**NOW 2  
MOUNTING  
STYLES**

## GROTE 6 INCH OVAL STROBE & STOP LAMPS BRACKET OR GROMMET MOUNT



## GROTE COMPACT AUXILIARY STROBE & STOP LAMPS SURFACE MOUNT



### **IT'S SIMPLE. RESEARCH SHOWS THAT IMPROVED VISIBILITY PREVENTS ACCIDENTS<sup>1</sup>.**

*Outfitting your fleet with Grote's new Auxiliary Strobe & Stop Lamp may reduce the risk of rear-end collisions by more than a third.<sup>2</sup>*

Those are the findings by an independent carrier based on a recent study conducted over a two-and-a-half-year period. Results indicate that by installing a pulsating amber brake light on the back of a fleet of tanker trailers, rear-end collisions were reduced by 33.7%.<sup>2</sup>

**↓33.7%**

### **REDUCED REAR-END ACCIDENTS**

<sup>2</sup> DOT; Federal Motor Carrier Safety Administration; (83 FR 36662 & 84 FR 17910)

### **STANDARDS**

SAE J595 Class II for amber warning

SAE J186a Sep 1977 for Supplemental High Mounted Stop & Rear Turn Signal

SAE J1889 Jul 2019 for LED Signal and Marking Light

**5 AMBER FLASHES  
IN 4 SECONDS**



**SOLID RED BURN  
AFTER 4 SECONDS**



**TO PREVENT FLICKER VERTIGO**

<sup>1</sup> U.S. Department of Transportation, National Highway Traffic Safety Administration (2012), Traffic Safety Facts—2010 Data; Large Trucks, Report No. DOT HS 811 628, Washington, DC (June 2012).

U.S. Department of Transportation, National Highway Traffic Safety Administration (2018), Traffic Safety Facts—2016 Data; Large Trucks, Report No. DOT HS 812 497, Washington, DC (May 2018).

U.S. Department of Transportation, Federal Motor Carrier Safety Administration (2014), Expanded Research and Development of an Enhanced Rear Signaling System for Commercial Motor Vehicles, Report No. FMCSA-RR-13-009, Washington, DC (April 2014).

U.S. Department of Transportation, National Highway Traffic Safety Administration (2009), Traffic Safety Facts—Vehicle Safety Research Notes;

Assessing the Attention-Gettingness of Brake Signals: Evaluation of Optimized Candidate Enhanced Braking Signals; Report No. DOT HS 811 129, Washington, DC (May 2009).

U.S. Department of Transportation, National Highway Traffic Safety Administration (2010), Traffic Safety Facts—Vehicle Safety Research Notes; Assessing the Attention-Getting Capability of Brake Signals: Evaluation of Candidate Enhanced Braking Signals and Features; Report No. DOT HS 811 330, Washington, DC (June 2010).

<sup>2</sup> Department of Transportation; Federal Motor Carrier Safety Administration; Parts and Accessories Necessary for Safe Operation; Application for an Exemption From Groendyke Transport, Inc., 84 Fed. Reg. 17,910 (April 26, 2019).

**FOR MORE  
INFORMATION  
VISIT GROTE.COM**

Grote Industries, Inc. 2600 Lanier Drive, Madison, Indiana U.S.A. 47250-0550  
U.S. 800.628.0809 | Europe +49 9422 40331-0 | China +86.21.5774.9633  
Canada 800.268.5612 | Mexico +(52) 818262 4412

**Grote**

**NOW 2  
MOUNTING  
STYLES**

# AUXILIARY STROBE AND STOP LAMPS

## 6 INCH OVAL BRACKET OR GROMMET MOUNT MALE PIN



- 79212** 6" Oval Auxiliary Stop & Strobe Lamp  
**79212-3** 6" Oval Auxiliary Stop & Strobe Lamp bulk pack

**EASY TO  
INSTALL ON  
TANKER  
TRAILERS**



## WIRING OPTIONS JUMPERS AND ADAPTERS



- 01-6686-L9** Hardshell; Rearsill to S/T/T to Jumper to Lamp Y Adapter  
**01-6684-A1** Male Pin: Rearsill to S/T/T to Jumper to Lamp Y Adapter  
**01-6684-A2** Female Pin: Rearsill to S/T/T to Jumper to Lamp Y Adapter  
**67006** Hardshell to Male Pin Adapter

- 01-6648-94** Male Bullets to Male Pin Jumper, 12"  
**01-6681-S6** Male Bullets to Male Pin Jumper, 30"  
**01-6648-92** Male Bullets to Male Pin Jumper, 96"  
**01-6682-J5** Male Bullets to Male Pin Jumper, 144"

## COMPACT SURFACE MOUNT HARDWIRED TO MALE BULLETS



- 78462** Compact Auxiliary Stop & Strobe Lamp  
**78462-3** Compact Auxiliary Stop & Strobe Lamp bulk pack

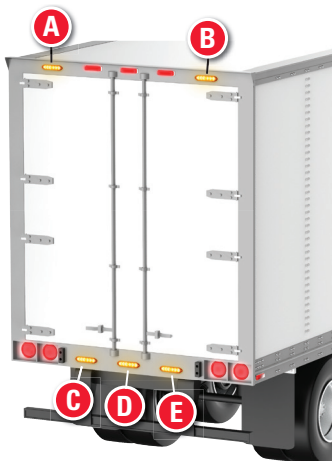
**EASY TO INSTALL  
ON TRAILERS AND  
TRUCK BODIES**

BODIES INSTALLED ON  
VEHICLES WITH A GVW OF  
10,001 LBS. OR GREATER



### OPTION TRAILER LAMP PLACEMENT OPTIONS

- 1** 2 Lamps at Top Positions A & B
- 2** 1 Lamp at Bottom Position D
- 3** 2 Lamps at Bottom Positions C & E
- 4** 2 Lamps at Top and 1 at Bottom Positions A, B, & D
- 5** 2 Lamps at Top and 2 at Bottom Positions A, B, C & E



### JUMPERS

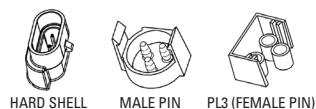
Plug into adapter and  
Aux Strobe & Stop lamp

- 01-6613-T1** 24"  
**01-6624-E6** 36"  
**66133** 52"  
**01-6623-85** 90"  
**01-6685-C1** 124"  
**01-6685-C2** 148"  
**66450** 235"

### ADAPTERS

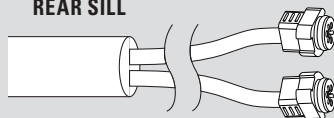
Plug into Stop/Tail/Turn,  
rearsill, to a jumper

- 01-6686-L9** Hardshell  
**01-6684-A1** Male Pin  
**01-6684-A2** Female Pin

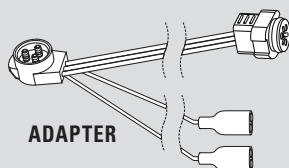


### CONNECTING TO TRAILER

REAR SILL

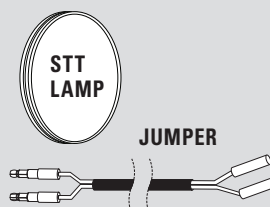


ADAPTER

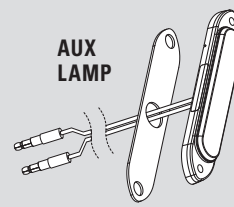


STT  
LAMP

JUMPER



AUX  
LAMP



FOR MORE  
INFORMATION  
VISIT **GROTE.COM**

Grote Industries, Inc. 2600 Lanier Drive, Madison, Indiana U.S.A. 47250-0550  
 U.S. **800.628.0809** | Europe **+49 9422 40331-0** | China **+86.21.5774.9633**  
 Canada **800.268.5612** | Mexico **+(52) 818262 4412**

**Grote**