

07


SWITCHES & ELECTRICAL ASSEMBLIES

COMMUTATEURS ET ASSEMBLAGES ÉLECTRIQUES

APAGADORES Y ENSAMBLES ELÉCTRICOS

- 96 Battery Disconnect Switches
- 97 Ignition & Starter Switches
- 98 Toggle Switches
- 101 Rocker Switches
- 102 Push/Pull Switches
- 103 Solenoids
- 104 Miscellaneous Switches
- 106 Pigtails & Sockets

WHETHER YOU ARE INSTALLING NEW PRODUCTS OR REPLACING/UPDATING AN EXISTING SYSTEM, FOR REPAIRS AND MAINTENANCE ON LAWN AND GARDEN EQUIPMENT AROUND THE HOUSE, MARINE AND RV EQUIPMENT OR HEAVY VEHICLE AND EQUIPMENT NEEDS, GROTE OFFERS AN EXTENSIVE LINE OF SWITCHES & ELECTRICAL ASSEMBLIES YOU NEED TO GET THE JOB DONE RIGHT!



MASTER BATTERY DISCONNECT SWITCH



82-2103

- Truck, Automotive, Marine, Off-Road and R.V. applications
- For battery circuit (82-2103, 82-2233); for alternator or generator field circuit (82-2155)
- 3/4" & #10-32 copper alloy stud terminals with hex nuts, lock washers included
- Large die cast lever for ease of operation; mounting stem 1/2" long x 3/4" dia.
- Fits panel up to 1/4" thick; 10,000 life cycle; 6-36V DC
- Includes faceplate
- Faceplate replacement for 82-2103 (82-2157)
- Meets U.L. #558 (82-2103)



82-2157

DISCONNECTS ALL CIRCUITRY TO REDUCE THE POSSIBILITY OF THEFT / ACCIDENTAL ELECTRICAL FIRES

PRODUCT RATING

Continuous Rating (Make/Break), Large Studs – 180 AMP @ 6-36V DC; 1,000 AMP – in rush (82-2103)

Continuous Rating (Make/Break), Large Studs – 180 AMP @ 6-36V DC (82-2233)

Intermittent Rating (Carrying), Large Studs – 1800 AMP @12V DC; 1 cycle = 4 seconds on/20 minutes off)

PART #	POSITION	RATED	TYPE	TERMINATION	DIMENSIONS
82-2103	Off/On	12V	S.P.S.T.	2, 3/8" stud terminals ground w/ faceplate	4 3/8" L x 2 5/8" Dia.
82-2233 NEW	Off/On	24V	S.P.S.T.	2, 1/2" stud terminals ground w/ faceplate	4 3/8" L x 2 5/8" Dia.



82-2155

DESIGNED TO BREAK ALTERNATOR GENERATOR CIRCUIT PRIOR TO BATTERY CIRCUIT DISCONNECT

PRODUCT RATING

Continuous Rating (Make/Break), Large Studs: 180 AMP, Small Studs: 20 AMP @ 6-36V DC

Intermittent Rating (Carrying), Large Studs: 1,000 AMPs (20 sec. "On" – 5 Minutes "Off")

PART #	POSITION	RATED	TYPE	TERMINATION	DIMENSIONS
82-2155	Off/On	12V	D.P.S.T.	4 stud terminal ground	4 1/8" L x 2 5/8" Dia.

BATTERY ISOLATOR SWITCH



82-2104


- Prevents unauthorized use
- Eliminates battery discharge
- Waterproof body with removable key and protective cap
- Rated at 500 AMPs at 12V

82-2104

IGNITION STARTER SWITCHES



82-2150



82-2156



82-2235



82-2158

- Momentary start
- One piece die cast housing with brass terminals; includes 2 keys
- 4 position (ACC, OFF, ON/ACC, START – spring return to "ON")
- Key removable; key in "OFF" position only
- 50,000 life cycle
- Caution tag on ground terminal (82-2235)
- 82-2235 fits Packard #2984017

SPECIFICATIONS

Rating @ 14V DC

Ignition Terminal, 8 AMP

Accessory Terminal, 30 AMP (inductive)

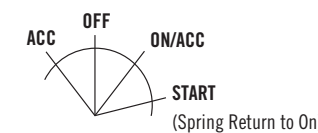
Start Terminal – 75 AMP make, 20 AMP break

Continuous current carrying capacity, 30 AMP @14V DC;

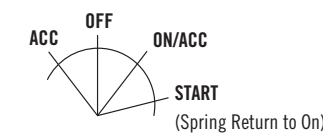
Accessory terminal with #10 gauge wire

PART #	CONNECTION TYPE	STARTER LOCKOUT	KEYCODE	MOUNTING HOLE PATTERN
82-2150	Screw	No	Various	2
82-2156	Screw	No	Universal	1
82-2235 NEW	Blade	No	Various	1
82-2158*	Screw	No	D250	1

* Includes specially designed glow plug warmer



82-2150 / 82-2156



82-2235 / 82-2158

IGNITION STARTER SWITCH



- Special "Push to Choke" feature eliminates need for separate electronic choke switch
- Magneto grounded in "off" position
- Glass filled delrin housing, stainless steel terminals and molded velox base
- 13/16" diameter mounting bushing special weather proofing seal and drain hole
- Switch mounts in panels up to 1/4" thick
- Stainless steel terminals; 13/16" diameter mount
- Special weather proofing seal and drain hole
- 3 position (OFF – Magneto Grounded, ON/ACC & BATT, START/ACC BATT & SOL – spring return to "ON")

Product Specifications

Replaces – Johnson-Evinrude Numbers 388173, 390129, 390133

Rating: Off/Magneto grounded – 10 AMPs inductive, On – 5 AMP,


Start – 10 AMP, Choke – 1 AMP

PART #	CONNECTION TYPE
82-2306	Screw



82-2306

TOGGLE SWITCHES



- For Heavy-Duty Truck, Off-Road, Automotive, Marine, R.V.
- Durable materials protect from breakage and corrosive materials
- Quick and easy installation

S.P.S.T. = Single Pole Single Throw D.P.S.T. = Double Pole Single Throw
S.P.D.T. = Single Pole Double Throw D.P.D.T. = Double Pole Double Throw

* 82-2111 – Sealed with 8" leads.
** 82-0315 – Waterproof and dust-proof to IP68 standard – allows mounting anywhere on vehicle. Sealed with 12" leads.

EXTRA HEAVY DUTY

PART #	POSITION	RATED	TYPE	TERMINAL	HANDLE
82-2226 NEW	On/Off	50 AMP @ 12V DC	S.P.S.T.	2 screw	1" Long x 15/32" dia.
82-2227 NEW	On/Off	50 AMP @ 12V DC	S.P.S.T.	2 screw	1 1/2" Long x 15/32" dia.
82-2120	On/Off	35 AMP @ 12V DC	S.P.S.T.	2 screw	11/32" Long x 15/32" dia.
82-2121	On/Off	35 AMP @ 12V DC	S.P.S.T.	2 screw	1 1/2" Long x 15/32" dia.
82-0216	On/Off	30 AMP @ 12V DC	S.P.S.T.	2 blade	1" Long x 15/32" dia.

HEAVY DUTY

PART #	POSITION	RATED	TYPE	TERMINAL	HANDLE
82-2117	On/On	20 AMP @ 12V DC	S.P.D.T.	3 screw	11/16" Long x 15/32" dia.
82-2114	On/On	20 AMP @ 12V DC	D.P.D.T.	6 screw	11/16" Long x 15/32" dia.
82-2111*	On/Off	20 AMP @ 12V DC	S.P.S.T.	2 wire	11/16" Long x 15/32" dia.
82-2221 NEW	On/Off	20 AMP @ 12V DC	S.P.S.T.	2 screw	11/16" Long x 15/32" dia.
82-2116	On/Off	15 AMP @ 12V DC	S.P.S.T.	2 screw	3/8" Long x 15/32" dia.
82-2123	On/Off	10 AMP @ 12V DC	S.P.S.T.	2 screw	3/8" Long x 2 3/4" hole
82-2119	On/Off	15 AMP @ 12V DC	D.P.S.T.	4 screw	3/8" Long x 15/32" dia.
82-0315** NEW	On/Off/On	25 AMP @ 12V DC	S.P.D.T.	3 wire	11/16" Long x 15/32" dia.
82-2222 NEW	On/Off/On	20 AMP @ 12V DC	S.P.D.T.	3 screw	11/16" Long x 15/32" dia.
82-2118	On/Off/On	15 AMP @ 12V DC	S.P.D.T.	3 screw	3/8" Long x 15/32" dia.
82-2224 NEW	On/Off/On	20 AMP @ 12V DC	D.P.D.T.	6 screw	11/16" Long x 15/32" dia.
82-2225 NEW	On/Off/On	20 AMP @ 12V DC	D.P.D.T.	6 blade	11/16" Long x 15/32" dia.
82-2122	On/Off/On	15 AMP @ 12V DC	D.P.D.T.	6 screw	3/8" Long x 15/32" dia.
82-2128	On/Off/On	15 AMP @ 12V DC	D.P.D.T.	6 blade	3/4" Long x 1/4" dia.
82-2124 (Toggle Plate for 82-2123)					

MOMENTARY TOGGLE SWITCHES



PART #	POSITION	RATED	TYPE	TERMINAL	HANDLE
82-2112	Mom On/Off	25 AMP @ 12V DC	S.P.S.T.	2 screw	11/16" Long x 15/32" dia.
82-2127	Mom On/Off/Mom On	50 AMP @ 12V DC	S.P.D.T.	3 screw	1" Long x 15/32" dia.
82-2125	Mom On/Off/Mom On	35 AMP @ 12V DC	S.P.D.T.	3 screw	11/32" Long x 15/32" dia.
82-2220* NEW	Mom On/Off/Mom On	20 AMP @ 12V DC	S.P.D.T.	3 wire	11/16" Long x 15/32" dia.
82-2110	Mom On/Off/Mom On	20 AMP @ 12V DC	D.P.D.T.	6 screw	11/32" Long x 15/32" dia.

* Sealed with 8" leads

MOMENTARY STARTER SWITCH

- Miniaturized H.D. panel switch for Diesel Trucks, Tractor, Farm, Marine
- Neoprene Cap to seal out weather
- 60 AMP @ 12V DC
- 5/8" Long x 15/16" Diameter; 2 screw

82-2151 With Cap
82-2152 Without Cap



MOMENTARY PUSH SWITCH

- 10 AMP @ 12V DC
- 2 screw terminals; 1 5/16" mounting hole
- Mounting stem 7/8"-20; .45" long
- Replaces 21A11500A

82-0600



TOGGLE SWITCH BOOT

- Rubber boot with 15/32" thread
- Used with 15/32" mounting stem
- Provides protection from weather conditions

82-2106



TOGGLE SWITCH GUARD

- Spring loaded cover holds the guard cover in the up or down position
- Face plate is steel with black glossy finish
- Accepts standard 11/16" bat handles and 15/32" diameter mounting stem
- Used where accidental switch activation may cause an undesired or hazardous condition
- Switch will not operate with the cover in the down position

82-2108



ILLUMINATED TOGGLE SWITCH



PART #	POSITION	RATED	TYPE	TERMINAL	HANDLE	COLOR
82-2113	On/Off	30 AMP @ 12V DC	S.P.S.T.	4 blade	11/16" x 15/32" dia.	Red
82-1905	On/Off	20 AMP @ 12V DC	S.P.S.T.	3 blade	1" x 15/32" dia.	Red
82-1906	On/Off	20 AMP @ 12V DC	S.P.S.T.	3 blade	1" x 15/32" dia.	Yellow
82-1907	On/Off	20 AMP @ 12V DC	S.P.S.T.	3 blade	1" x 15/32" dia.	Green
82-1908	On/Off	20 AMP @ 12V DC	S.P.S.T.	3 blade	1" x 15/32" dia.	Blue

ILLUMINATED TOGGLE SWITCH – DUCKBILL



PART #	POSITION	RATED	TYPE	TERMINAL	HANDLE	COLOR
82-1909	On/Off	20 AMP @ 12V DC	S.P.S.T.	3 blade	9/16" x 15/32" dia.	Red
82-1910	On/Off	20 AMP @ 12V DC	S.P.S.T.	3 blade	9/16" x 15/32" dia.	Yellow
82-1911	On/Off	20 AMP @ 12V DC	S.P.S.T.	3 blade	9/16" x 15/32" dia.	Green
82-1912	On/Off	20 AMP @ 12V DC	S.P.S.T.	3 blade	9/16" x 15/32" dia.	Blue

ILLUMINATED LED ROCKER SWITCHES



PART #	POSITION	RATED	TYPE	TERMINAL	DIMENSIONS	COLOR
82-0302	On/Off	20 AMP @ 12V DC	S.P.S.T.	3 screw	Fits .830" x 1.45" Hole	Red
82-0303	On/Off	20 AMP @ 12V DC	S.P.S.T.	3 screw	Fits .830" x 1.45" Hole	Yellow
82-0304	On/Off	20 AMP @ 12V DC	S.P.S.T.	3 screw	Fits .830" x 1.45" Hole	Green
82-1901	On/Off	20 AMP @ 12V DC	S.P.S.T.	3 blade (.250")	Fits .500" x 1.00" Hole	Red
82-1902	On/Off	20 AMP @ 12V DC	S.P.S.T.	3 blade (.250")	Fits .500" x 1.00" Hole	Yellow
82-1903	On/Off	20 AMP @ 12V DC	S.P.S.T.	3 blade (.250")	Fits .500" x 1.00" Hole	Green
82-1904	On/Off	20 AMP @ 12V DC	S.P.S.T.	3 blade (.250")	Fits .500" x 1.00" Hole	Blue

LED ROCKER SWITCHES

- Provides protection from dust and moisture
- Available in LED or standard bulb options
- Screw and .250" quick disconnect contact options
- Single and modular mounting brackets also available



SEALED LED


PART #	POSITION	RATED	TYPE	TERMINAL	DIMENSIONS	COLOR
82-0309	On/Off	20 AMP @ 12V DC	S.P.S.T.	4 blade (.250")	Fits .830" x 1.45" Hole	Amber
82-0310	Mom On/Off	20 AMP @ 12V DC	S.P.S.T.	4 blade (.250")	Fits .830" x 1.45" Hole	Amber



PANELS

PART #	POSITION	DIMENSIONS	FITS ROCKER SWITCH
82-1914	Single Unit	Fits .980" x 1.88" Hole	82-0309, 82-0310
82-1915	End Unit	Fits .980" x 1.88" Hole	82-0309, 82-0310
82-1914	Middle Unit	Fits .980" x 1.88" Hole	82-0309, 82-0310
82-1913	Single Unit	Fits .500" x 1.00" Hole	82-1901, 82-1902, 82-1903, 82-1904

NOTE: Switches not included



SQUARE LED


PART #	POSITION	RATED	TYPE	TERMINAL	DIMENSIONS	COLOR
82-2130	On/Off	25 AMP @ 12V DC	S.P.S.T.	3 blade (.250")	Fits 15/16" Hole	Red
82-2131	On/Off	25 AMP @ 12V DC	S.P.S.T.	3 blade (.250")	Fits 15/16" Hole	Yellow
82-2132	On/Off	25 AMP @ 12V DC	S.P.S.T.	3 blade (.250")	Fits 15/16" Hole	Green
82-2136	On/Off	25 AMP @ 12V DC	S.P.S.T.	3 blade (.250")	Fits 15/16" Hole	Blue



OVAL LED

PART #	POSITION	RATED	TYPE	TERMINAL	DIMENSIONS	COLOR
82-2133	On/Off	30 AMP @ 12V DC	S.P.S.T.	3 blade (.250")	Fits 1/2" Hole	Red
82-2134	On/Off	30 AMP @ 12V DC	S.P.S.T.	3 blade (.250")	Fits 1/2" Hole	Yellow
82-2135	On/Off	30 AMP @ 12V DC	S.P.S.T.	3 blade (.250")	Fits 1/2" Hole	Green
82-2137	On/Off	30 AMP @ 12V DC	S.P.S.T.	3 blade (.250")	Fits 1/2" Hole	Blue

PUSH/PULL SWITCHES



- For Heavy Duty Truck, Off-Road, Automotive, Marine and Recreational Vehicles
- Durable materials protect from breakage and corrosive materials
- Quick and easy installation

S.P.S.T. = Single Pole Single Throw
S.P.D.T. = Single Pole Double Throw

D.P.S.T. = Double Pole Single Throw
D.P.D.T. = Double Pole Double Throw

EXTRA HEAVY DUTY

PART #	POSITION	RATED	TYPE	TERMINAL	HANDLE
82-2100	On/Off	75 AMP @ 6-28V DC	S.P.S.T.	2 Screw	5/8" Long x 15/32" diameter

HEAVY DUTY

PART #	POSITION	RATED	TYPE	TERMINAL	HANDLE
44170	On/Off	10 AMP @ 12V DC	S.P.S.T.	2 Blade	
82-2102	On/Off	15 AMP @ 12V DC	S.P.S.T.	2 Screw	5/8" Long x 7/16" diameter
82-2107	Off/On/On	15 AMP @ 12V DC	S.P.S.T.	5 Screw	5/8" Long x 7/16" diameter
82-2105*	Off/On/On	15 AMP @ 12V DC	S.P.S.T.	5 Screw	5/8" Long x 7/16" diameter


(* Includes 15 AMP glass fuse)

MARINE



PART #	POSITION	RATED	TYPE	TERMINAL	HANDLE
82-0402	On/Off	15 AMP @ 12V DC	S.P.S.T.	2 Screw	1 1/4" Long x 7/16" diameter

AXLE SWITCH



- High-low axle ranges
- Die-cast with rubber protection
- 3 female terminals to receive male bullets
- Large red knob to use with Eaton 2 speed rear axle

82-2236

STARTER SOLENOID SWITCH

- Automotive, truck, tractor, construction, off-road and R.V. applications
- Continuous duty, 150 AMP in rush; 6-24V DC
- Ignition and ground terminals, #10-32 thread
- Contact terminals 5/16"-24 thread
- Bracket mounting holes, 5/16" x 19/32"; 2 1/8" on center
- 82-0307 (UL Listed)

PRODUCT SPECIFICATIONS

82-0307 replaces Prestolite 15-132, 15-133, 15-236, 15-311, SAS-4201, 4202, 4213, 5203; Delco 1114218

82-0311 replaces Prestolite 15-141, 15-196, 15-310, SAS-4401, 4408, 5401

82-0308 replaces Prestolite 15-139, SAS-4208

82-0312 replaces Prestolite SAZ-4201N

82-0313 replaces Prestolite SAZ-4201E

CONTINUOUS DUTY

PRODUCT RATING

82-0307 Continuous duty 100 AMP, 150A in rush @ 12V DC

82-0311 Continuous duty 100 AMP, 150A in rush @ 24V DC

82-0308 Continuous duty 100 AMP, 150A in rush @ 12V DC

PART #	TYPE	TERMINATION	RATED
82-0307	S.P.S.T. Normally Open, Off-On	4 terminal ground	12V DC
82-0311	S.P.S.T. Normally Open, Off-On	4 terminal ground	24V DC
82-0308	S.P.S.T. Normally Open, Off-On	3 terminal ground	12V DC

INTERMITTENT DUTY

PRODUCT RATING

82-0312 Intermittent duty 750 AMP make, 100A break @ 12V DC

82-0313 Intermittent duty 600 AMP make, 200A break @ 12V DC

PART #	TYPE	TERMINATION	RATED
82-0312 NEW	S.P.S.T. Normally Open, Off-On	4 terminal base ground	12V DC
82-0313 NEW	S.P.S.T. Normally Closed, Off-On	3 terminal base ground	12V DC



BRAKE & BACK-UP PRECISION BALL SWITCH



- Leak proof
- 0-5 AMP operating current, 5-24V DC
- 500,000 electrical life cycles
- 7/8" hex nut; 9/16"-18 thread
- Temperature Rating: -40°C (-40°F) to 121°C (250°F)

PART #	STYLE	TYPE	TERMINATION	RATED
82-0456	Ball switch	Normally Open	2 screw terminal	12V DC
82-2234 NEW	Ball switch	Normally Open	2 stud terminal	12V DC
82-0465 NEW	Ball switch	Normally Open	Metri-Pack (12052644)	12V DC
82-0364 NEW	Ball switch	Normally Open	Ford (C0AF-14A121-A)	12V DC
82-0458	Ball switch	Normally Closed	2, .250" blade terminals	12V DC

STOP LIGHT SWITCH



- 1/4" – 18NPTF threads
- Meets DOT 121 requirements
- Brass body resists corrosion
- Installs with a deep socket
- North American

82-2159

HORN BUTTONS



- Black plastic button
- Chrome plated housing
- 2 Position On-Off
- 2 1/8" on center mounting holes

82-2231 Includes Mounting Bracket

82-2232 Surface Mount

DOOR SWITCH – UNIVERSAL




82-2230

- 5 AMP @ 12V DC
- 2 screw terminals
- "ON" when plunger is out
- Dual mounting holes 1 3/8" x 2 1/16"
- Replaces Chrysler 882943, KF-204229

82-2230

UNIVERSAL BUZZER



82-2238

- 842 Buzzer use as low air pressure or Bus rear door warning buzzer
- 76 db, 12V DC; 2 screw terminals
- Ford: FDM2938A
GMC Truck & Coach: 76023
Divco Wayne: E-11811A

82-2238

PILOT LIGHT



82-0115

- 12V DC; 15 AMP
- Red 1/2" diameter faceted lens
- For panel mounting through 5/16" hole
- North American

82-0115

FLOOR DIMMER SWITCHES



82-2203

82-2204

- 3 terminals for plug connection

PART #	STYLE	TYPE	FEATURES	MOUNTING
82-2203	Floor mount	S.P.D.T.	2 Position On – Low Beam, On High beam	1 5/8" on center, 7/32" diameter
82-2204 NEW	Floor mount	S.P.D.T.	2 Position On – Low Beam, On High beam	1 6/8" on center, 9/32" diameter

PIGTAILS & SOCKETS

1 WIRE



SOCKET REPAIR ASSEMBLY
• Fits 63, 67, 81, 87, 93, 97, 209, 1003, 1073, 1129, 1133, 1141, 1156 bulbs
• 18 GA, 12" wire
68080



SOCKET REPAIR ASSEMBLY
• For 5/8" socket
• Fits 63, 67, 81, 87, 93, 97, 209, 1003, 1073, 1129, 1133, 1141, 1156 bulbs
• 18 GA, 12" wire
68170



SOCKET REPAIR ASSEMBLY
• For base sockets; universal
• Fits 63, 67, 81, 89, 93, 209, 1003, 1073, 1129, 1133, 1141, 1156 bulbs
• 18 GA, 12" wire
84-1075



LICENSE & UTILITY SOCKET ASSEMBLY
• Fits 63, 67, 81, 89, 93, 97, 1003, 1141, 1156 bulbs
• 18 GA, 12" wire
84-1003



INSTRUMENT PANEL & LICENSE ASSEMBLY
• Fits 51, 53, 55, 57, 57X bulbs
• 18 GA, 12" wire, 5/8" hole; snap-in mount
84-1060



INSTRUMENT PANEL & LICENSE ASSEMBLY
• GM: 2978302
• Ford: D00Z-15536A
• Chrysler: 3513162, 3780745
• AMC: 4486949, 4489412
• Fits 63, 67, 81, 87, 89, 93, 209, 1003, 1073, 1129, 1133, 1141, 1156 bulbs
• 18 GA, 12" wire; 1 1/8" hole; universal
84-1062



MOLDED SENSOR RECEPTACLE
• Oil pressure switch; thermostat/brake sensors
• PT404, 12112171
• Mates with .157" to .159" male terminals or stud; #8 + M4 terminals
• 18 GA, 12" wire, 90 degree
84-1069

PIGTAILS & SOCKETS

2 WIRE



SOCKET REPAIR ASSEMBLY
• Stop, tail, turn, license & side marker lamps
• Fits 194 bulbs; Includes 194 bulb
• 18 GA, 9.5" wire, twist-in mount
68380



SOCKET REPAIR ASSEMBLY
• License & side marker lamps; Twist-in mount
• Ford: E1FZ-13410A; D5VY-15442A
• GM: 4489395, 6294015, 6298886, 6298892, 6298935, 8901283, 8910257, 8918527, 418977C91
• Fits 67, 131, 158, 161, 168, 194, 194A bulbs
• 18 GA, 10" wire
84-1008



SOCKET REPAIR ASSEMBLY
• Front & rear side marker lamps
• GM: 12037105, 12083460
• Fits 194 bulbs
• 18 GA, 12" wire
84-1032



SOCKET REPAIR ASSEMBLY
• Ceramic washer and waterproof boot
• Fits 64, 68, 82, 88, 90, 94, 210, 1004, 1034, 1074, 1130, 1154, 1157, 1158, 1176, 1178 bulbs
68150



SOCKET REPAIR ASSEMBLY
• Front & rear side marker lamps
• Chrysler: 3588314, 4400147, 4400588, 4400899, 4450821
• Ford: E25Y-13410B
• Fits 67, 158, 168, 194, 194NA bulbs
• 18 GA, 12" wire
84-1031



SOCKET REPAIR ASSEMBLY
• Stop, tail, turn, park & license lamps
• GM: 12001470, 12078187, 12116169
• Ford: E0SZ-15A442B
• Fits 161, 168, 194, 194NA bulbs
• 18 GA, 12" wire, 90° mounting
84-1054



INSTRUMENT PANEL SOCKET ASSEMBLY
• For 5/8" mounting hole; vinyl housing
• GM, Ford, Chrysler vehicles
• Fits 168, 194, 194NA bulbs
84-1052



SOCKET REPAIR ASSEMBLY
• Fits 1034, 1154, 1158, 1176, 1178 bulbs
• 18 GA, 12" wire, Ceramic washer
68110

2 WIRE (CONTINUED)

PIGTAILS & SOCKETS



SOCKET REPAIR ASSEMBLY
• Stop, tail, turn & park lamps
• Fits 198, 1016, 1034, 1154, 1157 bulbs
• 18 GA, 12" wire
84-1004



SOCKET REPAIR ASSEMBLY
• Stop, tail, turn & park lamps
• Fits 198, 1016, 1034, 1154, 1157 bulbs
• 18 GA, 12" wire
84-1000



SOCKET REPAIR ASSEMBLY
• Stop, tail, turn & park lamps
• LS224, 5947900, 8861101
• GM: 2974309
• Chrysler: 2926370
• Fits 198, 1016, 1034, 1154, 1157 bulbs
• 18 GA, 12" wire; 1 1/8" hole
84-1051



DOME AND MAP LIGHT SOCKET ASSEMBLY
• Dome and map lights; universal
• Fits 64, 68, 82, 88, 90, 94, 210, 1004, 1076, 1130, 1142, 1158, 1176, 1178 bulbs
• 18 GA, 12" wire
84-1068



SOCKET REPAIR ASSEMBLY
• Back-up & rear lamps
• Ford: D3AZ-13410A, D80Z-15A434A
• Ford 1973 & up
• Fits 1156 bulbs
• 18 GA, 6" wire
84-1048



HEADLAMP CONNECTOR HARNESS: HIGH BEAM
• Weather-pack seal connector
• For halogen bulb headlamp assembly with 2 terminals
• GM: 12101898, PT168
• Fits 9005 bulbs
• 18 GA, 12" wire
84-1037



SEALED HORN REPLACEMENT HARNESS ASSEMBLY
• GM: 1999160, 1999161, 10456327, 10456328
• Delco: PT419, PT1357, 12116958, 15306302
• 18 GA, 12" wire
84-1073



HEADLAMP CONNECTOR HARNESS: LOW BEAM
• Weather-pack seal connector
• For halogen bulb headlamp assembly with 2 terminals
• GM: 12101897, PT167
• Fits 9006 bulbs
• 16 GA, 6" wire
84-1038



SOCKET REPAIR ASSEMBLY NEW
• Fits H8 & H11 bulbs
• 18 GA, 12" wire
84-1081



SOCKET REPAIR ASSEMBLY NEW
• Fits H7 bulbs
• 14 GA, 6" wire
84-1082



SOCKET REPAIR ASSEMBLY NEW
• Fits H880 bulbs
• 18 GA, 12" wire
84-1083



SEAL BEAM & FLASHER ASSEMBLY
• For 2 terminal sealed beam headlights or 2 terminal flashers
• LS145, PT270, 1210879, 88860447
• 18 GA, 12" wire; ABS molded housing
84-1007



SENSOR REPAIR HARNESS ASSEMBLY
• GM: 12046623, 12101899
• Delco: PT169
• 18 GA, 12" wire
84-1071




FOGLAMP AND SPEED SENSOR HARNESS ASSEMBLY
• Fits 880, 881, 884, 885, 886, 889, 890, 892, 893, 894, 896, 899 bulbs
• PT120, 12043215, 12085498
• 18 GA, 12" wire
84-1072



ALTERNATOR TERMINAL REPAIR ASSEMBLY
• Weather-pack seal connector
• Includes internal voltage regulator
• GM: 6294493, PT181, 624493, 12101909
• 12 GA 12" red & 16 GA 12" white wire
84-1034

PIGTAILS & SOCKETS


3 WIRE



SOCKET REPAIR ASSEMBLY

- Stop, tail, turn, park & license lamps
- GM: 12003759, 12089348
- Chrysler: 8218931, 4450816, 4331051
- Fits 1016, 1034, 1154, 1157 bulbs
- 18 GA, 8" wire, 90 degree; low profile


84-1056



SOCKET REPAIR ASSEMBLY

- Front turn & signal lamps
- Ford: D4ZZ-13234A
- Fits 1157 bulbs
- 18 GA, 8" wire


84-1057



SOCKET REPAIR ASSEMBLY

- Stop, tail, turn & signal lamps
- For 3/4" hole with adapter plate & boot
- Fits 198, 1016, 1034, 1154, 1157 bulbs
- 18 GA, 8" wire

84-1064



SOCKET REPAIR ASSEMBLY

- Stop, tail, turn & park lamps
- Twist-lock
- GM: 8903203, 8914823
- Fits 1034, 1154, 1157 bulbs
- 18 GA, 12" wire

84-1009



SOCKET REPAIR ASSEMBLY

- Park, stop, tail & turn lamps
- GM: 8919916, 12013813
- Fits 1034, 1154, 1157 bulbs
- 18 GA, 12" wire

84-1030



SOCKET REPAIR ASSEMBLY NEW

- Fits 3057/3157 bulbs
- GM: 12083689
- 18 GA, 12" wire


84-1084



SOCKET REPAIR ASSEMBLY NEW

- Fits H13 & 9008 bulbs
- 18 GA, 12" wire


84-1085



SOCKET REPAIR ASSEMBLY

- Stop, tail, turn & park lamps
- 1 1/8" mount; includes ground terminal
- Ford: D0AZ-13410-B, D1AZ-A, D2AZ-B, D3AZ-A
- Fits 1034, 1154, 1157 bulbs
- 18 GA, 6" wire

84-1067



SOCKET REPAIR ASSEMBLY

- Stop, turn & park lamps
- GM: 12083006, 12092377
- GM 1988 & up
- Delco LS-12
- Fits 3057, 3157 bulbs
- 18 GA, 12" wire


84-1049



SOCKET REPAIR ASSEMBLY NEW

- Fits 3057, 3157, 415 bulbs
- 18 GA, 12" wire


84-1086



HEADLAMP CONNECTOR HARNESS: HIGH/LOW BEAM

- Weather-pack seal connector
- For halogen bulb headlamp assembly with 3 terminals
- High-low beam
- Chrysler: 4400395, 4414332, 4430976, 4439076
- Fits 9004, 9007 bulbs
- PT433, 12117260
- 18 GA, 12" wire


84-1039



SEAL BEAM & FLASHER ASSEMBLY

- ABS molded housing; universal
- For 2-3 terminal sealed beam headlights or 2-3 terminal flashers
- 16 GA, 12" wire


84-1006



SEALED BEAM HARNESS ASSEMBLY

- For 3 terminal sealed beam lamps with fiber optics
- Domestic and import vehicles
- LS144, 88860504
- 18 GA, 12" wire


84-1042



DIMMER SWITCH ASSEMBLY

- For floor mounted dimmer switch; locking ears
- GM: D-803, D-809
- 88865409
- 18 GA, 12" wire

84-1036




DIMMER SWITCH ASSEMBLY

- For dimmer switches
- AMC: 3160926
- Mopar: 1881938, 2497158
- Motorcraft: SW-263
- 18 GA, 12" wire

84-1035

4 WIRE

PIGTAILS & SOCKETS




METRIC-PACK SEALED REPAIR ASSEMBLY

- Sealed pigtail replacement
- OEM Metri-Pack 280 style connectors
- Fits either 4 or 5 wire applications
- Can plug into any 5370, 5371, 5372 and 5376 series lamps
- Additional parts available on page 59

68680

5 WIRE


PIGTAILS & SOCKETS



FLASHER & RELAY SOCKET ASSEMBLY

- Connects 4 or 5 terminal relays or flashers
- Molded housing; universal
- 12 volt
- 14 GA, 12" wire


84-1041



5 PIN RELAY & PIGTAIL ASSEMBLY

- Includes 5 terminal relay & pigtail assembly
- S.P.D.T. – Single Pole Double Throw, Form C
- Normally open or normally closed options
- Spike protection
- Includes mounting bracket
- Temperature range -40°C to 100°C (-40°F to 212°F)
- 12V DC, 30A/40A
- 14 GA, 12" wire

84-1040




FLASHER & RELAY SOCKET ASSEMBLY

- Connects 4 or 5 terminal relays or flashers
- Weather resistant, molded housing;
- 12 volt; fits 84-1079 relay
- 12 GA, 12" wire

84-1078

NEW

POWER PLUGS & SOCKETS



CIGARETTE LIGHTER POWER PLUG

- Provides a power source through a cigarette lighter plug-in port
- 2, 18 GA wires

84-1090

NEW




POWER SOCKET

- 12V power socket with pre-wired fuse holder & cap
- 2, 18 GA wires with .250" quick disconnects

84-1091

NEW



POWER SOCKET, PANEL MOUNT

- 12V panel mount power socket
- Includes socket, mounting bracket and locking ring
- 2, .250" quick disconnect terminals

84-1092

NEW