

Trilliant® 26 LED Work Lamp

1800 Lumens

FORWARD LIGHTING



Pendant (Near)



Pinch (Near)



Flush (Near)



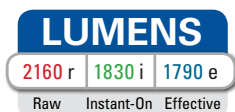
Pendant (Far)



Pinch (Far)



Flush (Far)



PRODUCT SPECIFICATIONS

MATERIALS

Weight (Pinch mount including hardware): 0.879lb (398.5g)
 Connector Type: Mates with DT06-2S
 Ambient Operating Temperature (without thermal pullback): -40F to 131F (-40C to 55C)
 Ambient Storage Temperature: -67F to 212F (-55C to 100C)
 Housing Material: Die Cast Aluminum, Black Powder Coated Finish
 Lens Material: UV resistant, Hard Coated Polycarbonate
 Heat Management: Radial Fin Array
 Mounting Options: Pinch or Pedestal bracket with M10 bolt
 Flush Mount - Mounting clips are provided.
 Recommended screw EJOT DELTA PT 40 (length to be determined by the customer)

ELECTRONIC CHARACTERISTICS

Input Voltage: 10V-48V
 Power Draw: 18W
 Electrical Protection: SAE J2139 (includes reverse polarity protection)

OPTICS

Light Output (Lumens): Raw 2160, Instant-On 1830, Effective 1790
 Lamp Efficacy: 99 (Lumens per Watt)
 Optical Package: Near (Reflector and Lens), Far (Reflector)
 Correlated Color Temperature (CCT): 5478K
 Color Rendering Index (CRI): 71
 Effective Range (6 Lx on ground): Near Pattern 59ft (18m), Far Pattern 101ft (31m)
 Effective Spread (6 Lx on ground): Near Pattern 33ft (10m), Far Pattern 33ft (10m)

RATINGS AND COMPLIANCES

Impact: SAE J575, ISO 60068-2-6:1996
 Thermal Stress: SAE J1455
 Ingress Protection: IP69K
 Corrosion: SAE J2139
 Storage Temperature Test: ISO16750-4:2003
 Light Performance: IESNA LM-79

The new standard for Trilliant® performance in a small, mount-anywhere work lamp

- Efficient light engine projects 1790 effective Lumens using only 18 Watts of power across 10-48 Volts.
- Rugged mechanical design ensures consistent performance and long life in the harshest environments.
- Small size combined with tough construction allows mounting in places where larger or less rugged lamps cannot fit or survive.
- Advanced circuit design provides electronically quiet operation; protects against EMI without interfering with other electronic devices.
- Clean, white light designed to represent true colors, just like day light.

PATTERN	PINCH MOUNT			PENDANT MOUNT			FLUSH MOUNT
	INDUSTRIAL (WITH HARDWARE)	RETAIL (WITH HARDWARE)	BULK (WITHOUT PIGTAIL)	INDUSTRIAL (WITH HARDWARE)	RETAIL (WITH HARDWARE)	BULK (WITHOUT PIGTAIL)	
FAR	64E01	64E01-5	64E01-3	64G01	64G01-5	64G01-3	64F01
NEAR	64E11	64E11-5	64E11-3	64G11	64G11-5	64G11-3	64F11

2600 Lanier Drive, Madison, Indiana U.S.A. 47250-0550

U.S. **800.628.0809** Canada **800.268.5612**

Europe **+49 9962/20008-0** Mexico **011 (52) 81-8262-4400**

grote.com

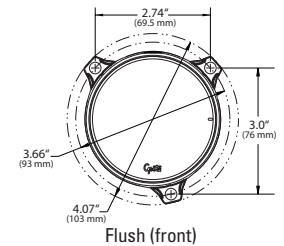
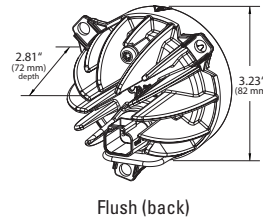
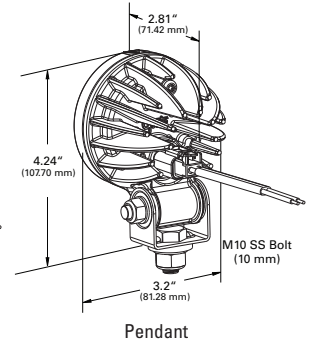
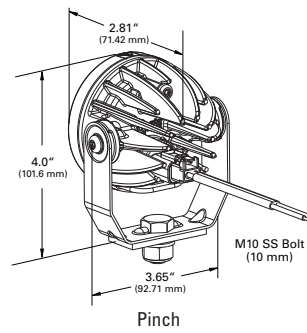
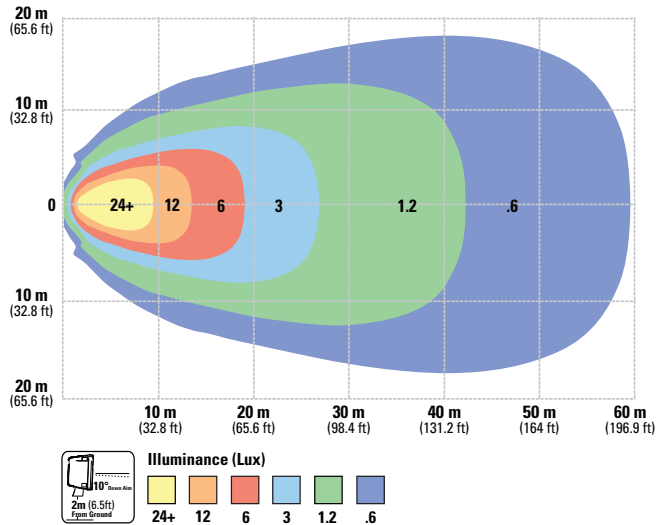
Grote®

Trilliant® 26 LED Work Lamp

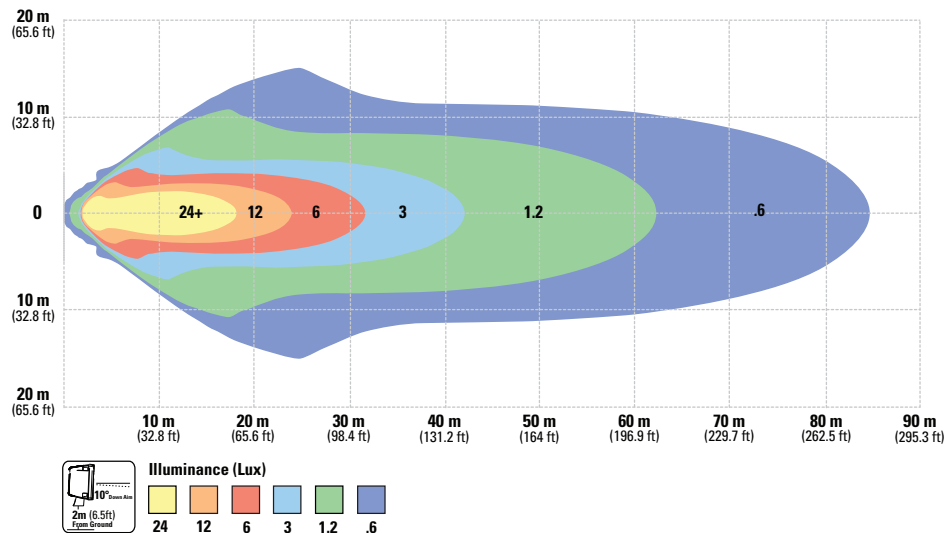
1800 Lumens

FORWARD LIGHTING

Near Pattern



Far Pattern



2600 Lanier Drive, Madison, Indiana U.S.A. 47250-0550
 U.S. 800.628.0809 Canada 800.268.5612
 Europe +49 9962/20008-0 Mexico 011 (52) 81-8262-4400
grote.com

Grote®