

FUSE HOLDERS • PORTE-FUSIBLES • PORTA FUSIBLES

FUSE HOLDERS/FUSE PANELS & TERMINAL STRIPS • PORTE-FUSIBLES/PLAQUETTES À BORNES ET BOÎTES À FUSIBLES • PORTA FUSIBLES/PANEL DE FUSIBLES & BARRA PARA CONECTAR TERMINALES



*Protection for all vehicles lighting and electrical systems.*

**ATO/ATC, Maxi and Mini Style Fuse Holders**

- Versatile fuse holders for ATO/ATC, Mini and Maxi Blade Fuses & Plug-In Circuit Breakers
- GPT wire
- Plug-in style circuit breakers available on page 56



**Mini Fuse Holder**

**82-2208**  
20 AMP, 14 GA, 7",  
Red with protective cap



**ATO/ATC Fuse Holder**

**82-2209**  
20 AMP, 14 GA, 7",  
Red with protective cap  
& 20 AMP fuse



**82-2207**  
20 AMP, 16 GA, 7",  
Red with protective cap



**82-2166**  
30 AMP, 12 GA, 10",  
Orange with protective  
cap and mounting tab



**82-2165**  
30 AMP, 12 GA, 8",  
Orange, continuous loop



**82-2164**  
20 AMP, 14 GA, 7",  
Black, blunt cut

**Maxi Fuse Holder**

**82-2211**  
60 AMP, 8 GA, 12",  
Red blunt cut



**"Add-A-Fuse" ATO/ATC & Mini Fuse Holder**

- Turns one fuse slot into two – while providing protection for both circuits
- 10 AMP @ 12V DC; fuse not included
- 5", 16 GA lead with 16-14 GA crimp style coupler



**82-2212** ATO/ATC Standard  
**82-2213** ATM/Mini Fuse

**Self Stripping ATO/ATC Fuse Holder**

20 AMP, 18-14 GA



**Panel Mount Fuse**

- Provides circuit protection for electrical systems
- 20 AMP, .250" quick disconnect contacts, glass fuse
- Round fuseholder mounts easily into any dashboard



**82-2215**

**Fuse Taps - Uninsulated**

Part No.	Size	Pack
<b>84-2916</b> Fuse Tap	.250"	25
<b>84-2918</b> Fuse Tap	.250"	8
<b>84-2917</b> Mini Fuse Tap	.187"	25
<b>84-2919</b> Mini Fuse Tap	.187"	8



**In-Line Fuse Holders**

- Nylon fuse holders for glass tube fuses
- Protects electrical equipment
- Includes glass fuse
- GPT wire

**82-2160**  
20 AMP, 18 GA,  
7", Black



**82-2161**  
15 AMP, 16 GA,  
7", Red



**82-2162**  
10 AMP, 18 GA,  
7", White



**82-2163**  
30 AMP, 14 GA,  
7", Black



**Bayonet Style Fuse Holder**

- Provides full protection of electrical equipment
- GPT wire

**82-2167**  
30 AMP, 12 GA,  
7", Black



**82-2168**  
20 AMP, 14 GA,  
7", Black



**82-2169**  
20 AMP, 14 GA,  
12", Black

**Fuse Panel – ATO/ATC Blade Fuses**

- Compact, lightweight and rugged construction
- Will accept ATO/ATC Blade Fuses or Plug-In Blade Circuit Breakers
- 30 AMP per circuit; 150 AMP max
- 100 AMP @ 12V DC maximum rating for all circuits
- Recessed mounting holes, 0.218" x 4, for #10 screws
- Stud: #10-32 steel and nickel-plated

**82-2303** 6 Position  
**82-2304** 8 Position  
**82-2305** 10 Position



**Fuseblock – Glass Fuses**

- For use with glass fuses
- Quick disconnect take off, .250"
- 4 Fuse – 3" x 2 1/2"
- 6 Fuse – 4 1/2" x 2 1/2"

**82-2301** 4 Fuse  
**82-2302** 6 Fuse



**Terminal Strips – Stud Type**

- Anti-corrosive nuts and washers
- 30 AMP @ 12V DC
- Stud: #10-32 brass, mounted on 5/8" centers


**82-2311** 4 Stud  
**82-2312** 6 Stud  
**82-2313** 8 Stud  
**82-2314** 10 Stud



**Barrier Strips – Screw Type**

- Black phenolic base
- 30 AMP @ 12V DC
- Brass screws with 3/8" centers; #8 mounting screw
- Temperature rating: 150°C (302°F)

**82-2332** 4 Position  
**82-2334** 6 Position  
**82-2338** 10 Position



UNIVERSAL CIRCUIT BREAKERS • DISJONCTEURS UNIVERSELS • INTERRUPTOR ELÉCTRICO UNIVERSAL

PUSH/PULL SWITCHES • COMMUTATEURS À POUSSOIR • INTERRUPTORES



82-2176



82-2197

**High Amperage Thermal Circuit Breakers**

- Can be used in auxiliary and accessory circuits – trucks, buses, R.V. and marine applications
- Also used as battery chargers and DC audio systems
- Thermoplastic; UL Rated 94V-0 housing
- Surface Mount, Type III; Single Pole
- Complies with SAE J1625 and J1171 standards
- Operating Temperature -40°C (-40°F) to 85°C (185°F)
- Manual Reset
- Stud insulators provided; 1/4"-28 thread studs
- North American

<b>82-2216 NEW</b>	Single Rate	60 AMP
<b>82-2177</b>	Single Rate	80 AMP
<b>82-2178</b>	Single Rate	100 AMP
<b>82-2176</b>	Single Rate	150 AMP

**Universal Circuit Breaker – Plug-In Style**

- 12V DC
- Continuous self-resetting
- Replacement for ATO/ATC blade type fuses
- Dimensions: .840" x .4000" (10.2mm) x 1.500" (38.1mm)
- See ATO/ATC fuse holders and fuse panels on pages 54 and 55

<b>82-2195</b>	10 AMP
<b>82-2196</b>	15 AMP
<b>82-2197</b>	20 AMP
<b>82-2199</b>	25 AMP
<b>82-2198</b>	30 AMP
<b>82-2200</b>	35 AMP
<b>82-2201</b>	40 AMP



82-2183 82-2186 82-2191

**Universal Circuit Breaker**

- 12V DC
- Continuous self-resetting
- 2, #10-32 stud terminals (hex nuts and washers included)

W/O Bracket Mounting Bracket		With Right Angle	
<b>82-2179</b>	10 AMP	<b>82-2189</b>	10 AMP
<b>82-2180</b>	15 AMP	<b>82-2190</b>	15 AMP
<b>82-2181</b>	20 AMP	<b>82-2191</b>	20 AMP
<b>82-2182</b>	25 AMP	<b>82-2192</b>	25 AMP
<b>82-2183</b>	30 AMP	<b>82-2193</b>	30 AMP
<b>82-2184</b>	35 AMP	<b>82-2187</b>	35 AMP
<b>82-2210</b>	40 AMP	<b>82-2186</b>	40 AMP*
		<b>82-2194</b>	40 AMP
<b>82-2185</b>	50 AMP	<b>82-2188</b>	50 AMP

\* molded bracket




82-2171

**Universal Circuit Breaker – Snap-In Style**

- 12V DC automatic reset
- Opens automatically on overload
- Replaces round glass-style fuses
- Fits 1 1/4" Long x 1/4" fuse clips

<b>82-2170</b>	10 AMP
<b>82-2171</b>	15 AMP
<b>82-2172</b>	20 AMP
<b>82-2173</b>	30 AMP
<b>82-2174</b>	40 AMP



**Push/Pull Switches**

- For Heavy Duty Truck, Off-Road, Automotive, Marine and Recreational Vehicles
- Durable materials protect from breakage and corrosive materials
- Quick and easy installation

S.P.S.T. = Single Pole Single Throw      D.P.S.T. = Double Pole Single Throw  
S.P.D.T. = Single Pole Double Throw      D.P.D.T. = Double Pole Double Throw

**Extra Heavy Duty**

Part No.	Position	Rated	Type	Terminal	Handle
<b>82-1900</b>	On/Off	75 AMP @ 6-28V DC	S.P.S.T.	2 Screw	5/8" Long x 15/32" diameter N.A.
<b>82-2100</b>	On/Off	75 AMP @ 6-28V DC	S.P.S.T.	2 Screw	5/8" Long x 15/32" diameter

**Heavy Duty**

Part No.	Position	Rated	Type	Terminal	Handle
<b>44170</b>	On/Off	10 AMP @ 12V DC	S.P.S.T.	2 Blade	N.A.
<b>82-2102</b>	On/Off	15 AMP @ 12V DC	S.P.S.T.	2 Screw	5/8" Long x 7/16" diameter
<b>82-2101</b>	On/Off	15 AMP @ 12V DC	S.P.S.T.	2 Screw	5/8" Long x 7/16" diameter N.A.
<b>82-2107</b>	Off/On/On	15 AMP @ 12V DC	S.P.S.T.	5 Screw	5/8" Long x 7/16" diameter
<b>82-2105*</b>	Off/On/On	15 AMP @ 12V DC	S.P.S.T.	5 Screw	5/8" Long x 7/16" diameter

(\* Includes 15 AMP glass fuse)

**MARINE**

Part No.	Position	Rated	Type	Terminal	Handle
<b>82-0402</b>	On/Off	15 AMP @ 12V DC	S.P.S.T.	2 Screw	1 1/4" Long x 7/16" diameter N.A.

N.A. = North American

TOGGLE SWITCHES • INTERRUPTEURS À LEVIER • APAGADOR DE PALANCA

TOGGLE SWITCHES • INTERRUPTEURS À LEVIER • APAGADOR DE PALANCA



82-2120 82-2121 82-2118 82-2117 82-0216 82-2111  
82-2116 82-2119 82-2114 82-2122 82-2128

**Toggle Switches**

- For Heavy-Duty Truck, Off-Road, Automotive, Marine and Recreational Vehicles
- Durable materials protect from breakage and corrosive materials
- Quick and easy installation

**S.P.S.T.** = Single Pole Single Throw      **D.P.S.T.** = Double Pole Single Throw  
**S.P.D.T.** = Single Pole Double Throw      **D.P.D.T.** = Double Pole Double Throw


**Extra Heavy Duty**

Part No.	Position	Rated	Type	Terminal	Handle
82-2120	On/Off	35 AMP @ 12V DC	S.P.S.T.	2 screw	11/32" Long x 15/32" dia.
82-2121	On/Off	35 AMP @ 12V DC	S.P.S.T.	2 screw	1 1/2" Long x 15/32" dia.
82-0216	On/Off	30 AMP @ 12V DC	S.P.S.T.	2 blade	1" Long x 15/32" dia. N.A.

**Heavy Duty**

Part No.	Position	Rated	Type	Terminal	Handle
82-2114	On/On	25 AMP @ 12V DC	D.P.D.T.	6 screw	3/8" Long x 15/32" dia. N.A.
82-2117	On/On	25 AMP @ 12V DC	S.P.D.T.	3 screw	3/8" Long x 15/32" dia. N.A.
82-2111	On/Off	20 AMP @ 12V DC	S.P.S.T.	2 screw	3/8" Long x 15/32" dia. N.A.
82-2116	On/Off	15 AMP @ 12V DC	S.P.S.T.	2 screw	3/8" Long x 15/32" dia.
82-2119	On/Off	15 AMP @ 12V DC	D.P.S.T.	4 screw	3/8" Long x 15/32" dia. N.A.
82-2118	On/Off/On	15 AMP @ 12V DC	S.P.D.T.	3 screw	3/8" Long x 15/32" dia.
82-2122	On/Off/On	15 AMP @ 12V DC	D.P.D.T.	6 screw	3/8" Long x 15/32" dia.
82-2128	On/Off/On	15 AMP @ 12V DC	D.P.D.T.	6 blade	3/4" Long x 1/4" dia.

N.A. = North American



82-2112 82-2127 82-2125 82-2110

**Momentary Toggle Switches**

Part No.	Position	Rated	Type	Terminal	Handle
82-2112	Mom On/Off	25 AMP @ 12V DC	S.P.S.T.	2 screw	11/16" x 15/32" dia.
82-2127	Mom On/Off/Mom On	50 AMP @ 12V DC	S.P.D.T.	3 screw	1" x 15/32" dia. N.A.
82-2125	Mom On/Off/Mom On	35 AMP @ 12V DC	S.P.D.T.	3 screw	11/32" x 15/32" dia.
82-2110	Mom On/Off/Mom On	20 AMP @ 12V DC	D.P.D.T.	6 screw	11/32" x 15/32" dia. N.A.

**Recessed Plate Toggle Switch**

- On/Off; 2 screw terminals
- 10 AMP @ 12V DC
- Single Pole Single Throw
- 3/8" Long x 2 3/4" recess hole

82-2123  
82-2124 toggle plate only



82-2123

**Toggle Switch Boot**

- Rubber boot with 15/32" thread
- Used with 15/32" mounting stem
- Provides protection from weather conditions

82-2106



82-2106

**Toggle Switch Guard**

- Spring loaded cover holds the guard cover in the up or down position
- Face plate is steel with black glossy finish
- Accepts standard 11/16" bat handles and 15/32" diameter mounting stem
- Used where accidental switch activation may cause an undesired or hazardous condition


82-2108



82-2108

TOGGLE SWITCHES • INTERRUPTEURS À LEVIER • APAGADOR DE PALANCA

ROCKER SWITCHES • INTERRUPTEURS BASCULANTS • INTERRUPTORES OSCILANTES



Illuminated

Part No.	Position	Rated	Type	Terminal	Handle	Color
82-2113	On/Off	30 AMP @ 12V DC	S.P.S.T.	4 blade	11/16" x 15/32" dia.	Red
82-1905	On/Off	20 AMP @ 12V DC	S.P.S.T.	3 blade	1" x 15/32" dia.	Red
82-1906	On/Off	20 AMP @ 12V DC	S.P.S.T.	3 blade	1" x 15/32" dia.	Yellow
82-1907	On/Off	20 AMP @ 12V DC	S.P.S.T.	3 blade	1" x 15/32" dia.	Green
82-1908	On/Off	20 AMP @ 12V DC	S.P.S.T.	3 blade	1" x 15/32" dia.	Blue



Illuminated – Duckbill

Part No.	Position	Rated	Type	Terminal	Handle	Color
82-1909	On/Off	20 AMP @ 12V DC	S.P.S.T.	3 blade	9/16" x 15/32" dia.	Red
82-1910	On/Off	20 AMP @ 12V DC	S.P.S.T.	3 blade	9/16" x 15/32" dia.	Yellow
82-1911	On/Off	20 AMP @ 12V DC	S.P.S.T.	3 blade	9/16" x 15/32" dia.	Green
82-1912	On/Off	20 AMP @ 12V DC	S.P.S.T.	3 blade	9/16" x 15/32" dia.	Blue



Rocker Switch – LED

Part No.	Position	Rated	Terminal	Dimensions	LED Color
82-2130	On/Off	25 AMP @ 12V DC	3 blade (.250")	Fits 15/16" mounting hole	Red
82-2131	On/Off	25 AMP @ 12V DC	3 blade (.250")	Fits 15/16" mounting hole	Yellow
82-2132	On/Off	25 AMP @ 12V DC	3 blade (.250")	Fits 15/16" mounting hole	Green
82-2136	On/Off	25 AMP @ 12V DC	3 blade (.250")	Fits 15/16" mounting hole	Blue
82-2133	On/Off	30 AMP @ 12V DC	3 blade (.250")	Fits 1/2" mounting hole	Red
82-2134	On/Off	30 AMP @ 12V DC	3 blade (.250")	Fits 1/2" mounting hole	Yellow
82-2135	On/Off	30 AMP @ 12V DC	3 blade (.250")	Fits 1/2" mounting hole	Green
82-2137	On/Off	30 AMP @ 12V DC	3 blade (.250")	Fits 1/2" mounting hole	Blue

Sealed Rocker Switch – LED

- Provides complete protection from dust and moisture
- LED bulb; .250" quick disconnect contacts
- Single and modular mounting brackets also available
- 82-1915 and 82-1916 can be mixed together in various sequences to make larger panels



Part No.	Position	Rated	Terminal	Dimensions	Color
82-0309	On/Off	20 AMP @ 12V DC	S.P.S.T. 4 blade	Fits 13/16" x 1 7/8" mounting hole	Green/Amber N.A.
82-0310	Mom On/Off	20 AMP @ 12V DC	S.P.S.T. 4 blade	Fits 13/16" x 1 7/8" mounting hole	Green/Amber N.A.



Rocker Switch – Illuminated

Part No.	Position	Rated	Terminal	Dimensions	Color
82-0302	On/Off	20 AMP @ 12V DC	3 screw	Fits .830" x 1.45" mounting hole	Red
82-0303	On/Off	20 AMP @ 12V DC	3 screw	Fits .830" x 1.45" mounting hole	Yellow
82-0304	On/Off	20 AMP @ 12V DC	3 screw	Fits .830" x 1.45" mounting hole	Green
82-1901	On/Off	20 AMP @ 12V DC	3 blade	Fits .500" x 1.00" mounting hole	Red
82-1902	On/Off	20 AMP @ 12V DC	3 blade	Fits .500" x 1.00" mounting hole	Yellow
82-1903	On/Off	20 AMP @ 12V DC	3 blade	Fits .500" x 1.00" mounting hole	Green
82-1904	On/Off	20 AMP @ 12V DC	3 blade	Fits .500" x 1.00" mounting hole	Blue



Rocker Switch Panel

NOTE: Switches not included.

Part No.	Dimensions	Fits Rocker Switch
82-1913	Single Unit Fits 1" x 1 15/16" mounting hole	82-1901, 82-1902, 82-1903, 82-1904
82-1914	Single Unit Fits 1" x 1 15/16" mounting hole	82-0309, 82-0310 N.A.
82-1915	End Unit Fits 1 1/8" x 1 15/16" mounting hole	82-0309, 82-0310 N.A.
82-1916	Middle Unit Fits 1 1/8" x 1 15/16" mounting hole	82-0309, 82-0310 N.A.

IGNITION & STARTER SWITCHES • INTERRUPTEURS DE DÉMARRAGE ET D'ALLUMAGE  
 • INTERRUPTORES DE ENCENDIDO Y ARRANQUE

IGNITION & STARTER SWITCHES • INTERRUPTEURS DE DÉMARRAGE ET D'ALLUMAGE  
 • INTERRUPTORES DE ENCENDIDO Y ARRANQUE

**Momentary Starter Switch**

- Miniaturized H.D. panel switch for Diesel Trucks, Tractor, Farm and Marine
- Neoprene Cap to seal out weather
- 60 AMP @ 12V DC
- 5/8" Long x 15/16" Diameter
- 2 screw

**82-2151 With Cap**  
**82-2152 Without Cap**



**Momentary Push Switch**

- 10 AMP @ 12V DC
- 2 screw terminals
- Mounting stem 7/8"
- North American

**82-0600**



**Ignition Starter Switches**

- Momentary start
- Universal die cast housing; includes 2 keys
- 4 position (ACC, OFF, ON/ACC, START – spring return to "ON")
- Key removable; key in "OFF" position
- 50,000 life cycle
- North American

**Product Rating**

Rating @ 14V DC: Ignition Terminal – 8 AMPs, Accessory Terminal – 30 AMPs (inductive), Start Terminal – 75/20 AMPs make/break

Part No.	Connection Type	Starter Lockout	Keycode	# of Lip Seals
82-2150	Screw	No	Various	0
82-2156	Screw	No	Universal	1

**Spring Return Auxiliary – Glow Plug Warmer**

Part No.	Connection Type	Starter Lockout	Keycode	# of Lip Seals
82-2158	Screw	-	D250	2

\* Housing tied to ground terminal



82-2150



82-2156



82-2158

**Ignition Starter Switch MARINE**

- Special "Push to Choke" feature eliminates need for separate electronic choke switch
- Magneto grounded in "off" position
- Glass filled delrin housing, stainless steel terminals and molded velox base
- 13/16" diameter mounting bushing special weather proofing seal and drain hole
- Comes complete with terminal hardware, mounting nuts and two keys
- Switch mounts in panels up to 1/4" thick
- Stainless steel terminals; 13/16" diameter mount
- Special weather proofing seal and drain hole
- 3 position (OFF – Magneto Grounded, ON/ACC & BATT, START/ACC BATT & SOL – spring return to "ON")
- Made in North America

**Product Specifications**

Replaces – Johnson-Evinrude Numbers 388173, 390129, 390133  
 Rating: Off/Magneto grounded – 10 AMPs inductive, On – 5 AMP, Start – 10 AMP, Choke – 1 AMP

Part No.	Connection Type
82-2306	Screw

**Starter Solenoid Switch**

- 100 AMPs continuous duty, 150 AMPs in rush
- Single Pole Single Throw
- Normally open contacts – Off-On
- Ignition and ground terminals, #10-32 thread
- Contact terminals 5/16"-24 thread
- Made in North America
- 82-0307 (UL Listed)

**Product Specifications**

- 82-0307 replaces Prestolite15-132, 15-133, 15-236, 15-311, SAS-4201, 4202, 4213, 5203; Delco 1114218
- 82-0311 replaces Prestolite15-141, 15-196, 15-310, SAS-4401, 4408, 5401
- 82-0308 replaces Prestolite15-139, SAS-4208

Part No.	Type	Termination	Rated
82-0307	S.P.S.T.	4 terminal ground	12V DC
82-0311	S.P.S.T.	4 terminal ground	24V DC
82-0308	S.P.S.T.	3 terminal ground	12V DC



82-2306



82-0307



82-0308

BATTERY DISCONNECT SWITCHES • INTERRUPTEURS DE BATTERIE • INTERRUPTORES DE DESCONEXIÓN DE BATERÍA

MISCELLANEOUS SWITCHES • COMMUTATEURS DIVERS • APAGADORES DIVERSOS



82-2103

**Master Battery Disconnect Switch**

- Designed for 12V DC vehicles (Truck, Automotive, Marine, RV)
- For battery circuit (82-2103); for alternator or generator field circuit (82-2155)
- Disconnects all circuitry to reduce possibility of theft and accidental electrical fires (82-2103)
- Designed to break alternator generator circuit prior to battery circuit disconnect (82-2155)
- 3/4" and #10-32 copper alloy stud terminals with hex nuts and lock washers included
- Large die cast lever for ease of operation
- Fits panel up to 1/4" thick
- 10,000 life cycle
- Meets U.L. #558 (82-2103)

**Product Rating**

Rating: Continuous Rating (Make/Break), Large Studs – 180 AMPs, Small Studs – 20 AMPs (82-2155), Intermittent Rating (Carrying), Large Studs – 1000 AMPs (20 sec. "On" – 5 Minutes "Off")

Part No.	Position	Type	Termination	Dimensions
82-2103	Off/On	S.P.S.T.	2 stud terminal ground w/ faceplate	4 3/8" L x 2 5/8" Dia.
82-2155	Off/On	D.P.S.T.	4 stud terminal ground	4 1/8" L x 2 5/8" Dia.
82-2157	Faceplate			2 1/2" w x .032" thick



82-2157



82-2104

**Battery Isolator Switch**

- Prevents unauthorized use
- Eliminates battery discharge
- Waterproof body with removable key and protective cap
- Rated at 500 AMPs at 12V

82-2104



82-2203

**Floor Dimmer Switch**

- 3 terminals for plug connection
- Mounting Holes; 1-3/4" on center, 9/32" diameter
- Floor mounted
- Dimmer Switch harness available on page 71
- North American

82-2203

**Brake and Back-Up Precision Ball Switches**

- Leak proof
- 0-5 AMP operating current, 5-24V DC
- 500,000 electrical life cycles
- 7/8" hex nut; 9/16"-18 thread
- Temperature Rating: -40°C (-40°F) to 121°C (250°F)
- North American



82-2234



82-0456



82-0458

82-2234 2 stud terminals; normally open

82-0456 2 screw terminals; normally open

82-0458 2, .250" blade terminals; normally closed  
 Replaces Kenworth (K30133), Mack (IMR2297), Freightliner (06-10525) and others

**Door Switch – Universal**

- 5 AMP @ 12V DC
- 2 screw terminals
- "ON" when plunger is out
- Dual mounting holes 1 3/8" x 2 1/16"
- Replaces Chrysler 882943, KF-204229



82-2230

82-2230

**Horn Buttons NEW**

- Black plastic button
- Chrome plated housing
- 2 Position On-Off
- 2 1/8" on center mounting holes



82-2231



82-2232

82-2231 Includes Mounting Bracket

82-2232 Surface Mount

**Stop Light Switch**

- 1/4" – 18NPTF threads
- Meets DOT 121 requirements
- Brass body resists corrosion
- Installs with a deep socket
- North American



82-2159

82-2159

**Axle Switch**

- High-low axle ranges
- Die-cast with rubber protection
- 3 female terminals to receive male bullets
- Large red knob to use with Eaton 2 speed rear axle



82-2236

82-2236

**Pilot Light**

- 12V DC; 15 AMP
- Red 1/2" diameter faceted lens
- For panel mounting through 5/16" hole
- North American



82-0115

82-0115

**Universal Buzzer**

- 842 Buzzer use as low air pressure or Bus rear door warning buzzer
- 76 db
- 12V DC
- 2 screw terminals
- North American



82-2238

82-2238

**1 WIRE**

**Socket Repair Assembly**

- Fits 63, 67, 81, 87, 93, 97, 209, 1003, 1073, 1129, 1133, 1141, 1156 bulbs

68080



**Socket Repair Assembly**

- For 5/8" socket
- Fits 63, 67, 81, 87, 93, 97, 209, 1003, 1073, 1129, 1133, 1141, 1156 bulbs

68170



**Socket Repair Assembly**

- For base sockets; universal
- Fits 63, 67, 81, 89, 93, 1003, 1073, 1129, 1133, 1141, 1156 bulbs

84-1075



**Instrument Panel & Dome Light Socket Repair Assembly**

- Ceramic washer
- Fits 53, 55, 57, 1895 bulbs

68100



**License & Utility Socket Assembly**

- Fits 63, 67, 81, 89, 93, 97, 1003, 1141, 1156 bulbs

84-1003



**Instrument Panel & License Assembly**

- 5/8" hole; snap-in mount
- 16 Gauge
- Fits 51, 53, 57, 57X bulbs

84-1060



**Instrument Panel & License Assembly**

- 1 1/8" hole; universal
- GM: 2978302
- Ford: D00Z-15536A
- Chrysler: 3513162, 3780745
- AMC: 4486949, 4489412
- Fits 63, 67, 81, 87, 89, 93, 209, 1003, 1073, 1129, 1133, 1141, 1156 bulbs

84-1062



**Coolant Temperature Sensor Assembly**

- Radiator fan temperature switch
- Fits MATS sensor
- GM: 12051234, 12102621

84-1059



**Molded Sensor Receptacle**

- Oil pressure switch; thermostat & brake sensors
- 90 degree; 16 gauge
- Mates with .157" to .159" male terminals or stud; #8 + M4 terminals

84-1069



**2 WIRE**

**Socket Repair Assembly**

- Stop, tail, turn, license & side marker lamps
- Twist-in mount
- Includes 194 bulb
- Fits 194 bulbs


68380



**Socket Repair Assembly**

- License & side marker lamps
- Twist-in mount
- Ford: E1FZ-13410A; D5VY-15442A
- GM: 6298892; 6298886
- Fits 131, 168, 194, 194NA bulbs

84-1008



**Socket Repair Assembly**

- Front & rear side marker lamps
- GM: 12037105, 12083460
- Fits 194 bulbs

84-1032



**Socket Repair Assembly**

- Front & rear side marker lamps
- Chrysler: 3588314, 4400147, 4400588, 4400899, 4450821
- Ford: E25Y-13410B
- Fits 67, 158, 168, 194, 194NA bulbs

84-1031



**Socket Repair Assembly**

- Stop, tail, turn, park & license lamps
- GM: 12001470, 12078187, 12116169
- Ford: E0SZ-15A442B
- Fits 161, 168, 194, 194NA bulbs

84-1054



**Instrument Panel Socket Assembly**

- For 5/8" mounting hole; vinyl housing
- GM, Ford, Chrysler vehicles
- Fits 168, 194, 194NA bulbs

84-1052



**Socket Repair Assembly**

- Ceramic washer and waterproof boot
- Fits 1034, 1154, 1158, 1176 bulbs

68150



**Socket Repair Assembly**

- Ceramic washer
- Fits 1034, 1154, 1158, 1176, 1178 bulbs

68110



**Socket Repair Assembly**

- Stop, tail, turn & park lamps
- Fits 198, 1016, 1034, 1154, 1157 bulbs

84-1004



**Socket Repair Assembly**

- Stop, tail, turn & park lamps
- Fits 198, 1016, 1034, 1154, 1157 bulbs

84-1000



**Socket Repair Assembly**

- Stop, tail, turn & park lamps
- Offset, screw mount
- Fits 198, 1016, 1034, 1154, 1157 bulbs

84-1061



PIGTAILS & SOCKETS • SPIRALES DE RACCORD ET DOUILLES • CONECTORES Y ENCHUFES

PIGTAILS & SOCKETS • SPIRALES DE RACCORD ET DOUILLES • CONECTORES Y ENCHUFES

### Socket Repair Assembly

- Stop, tail, turn & park lamps
- 1 1/8" hole
- GM: 2974309
- Chrysler: 2926370
- Fits 198, 1016, 1034, 1154, 1157 bulbs



84-1051

84-1051

### Seal Beam & Flasher Assembly

- ABS molded housing
- For 2 terminal sealed beam headlights or 2 terminal flashers



84-1007

84-1007

### Dome and Map Light Socket Assembly

- Dome and map lights; universal
- Fits 64, 68, 82, 88, 90, 94, 210, 1004, 1076, 1130, 1142, 1158, 1176, 1178 bulbs



84-1068

84-1068

### Sensor Repair Harness Assembly

- GM: 12046623, 12101899
- Delco: PT169



84-1071

84-1071

### Socket Repair Assembly

- Back-up & rear lamps
- Ford: D3AZ-13410A, D80Z-15A434A
- Ford 1973 & up
- Fits 1156 bulbs



84-1048

84-1048

### Foglamp Harness Assembly

- Fits 880, 881, 884, 885, 886, 889, 890, 892, 893, 896, 899 bulbs



84-1072

84-1072

### Headlamp Connector Harness – High Beam

- Weather-pack seal connector
- For halogen bulb headlamp assembly with 2 terminals
- High beam
- GM: 12101898, PT168
- Fits 9005 bulbs



84-1037

84-1037

### Sealed Horn Replacement Harness Assembly

- GM: 10456327, 10456328, 12116958, 1999160, 1999161
- Delco: PT419



84-1073

84-1073

### Headlamp Connector Harness – High Beam

- Weather-pack seal connector
- For halogen bulb headlamp assembly with 2 terminals
- High beam
- GM: 12101897, PT167
- Fits 9006 bulbs



84-1038

84-1038

### Alternator Terminal Repair Assembly

- Weather-pack seal connector
- Includes internal voltage regulator
- GM: 6294493



84-1034

84-1034

## 3 WIRE

### Socket Repair Assembly

- Stop, tail, turn & park lamps
- 90 degree
- GM: 12003757, 12089345
- Jeep: J81289931
- Fits 1034, 1154, 1157 bulbs



84-1055

84-1055

### Socket Repair Assembly

- Stop, tail, turn, park & license lamps
- 90 degree; low profile
- GM: 12003759, 12089348
- Chrysler: 4450816, 4331051
- Fits 1016, 1034, 1154, 1157 bulbs



84-1056

84-1056

### Socket Repair Assembly

- Front turn & signal lamps
- Ford: D4ZZ-13234A
- Fits 1157 bulbs



84-1057

84-1057

### Socket Repair Assembly

- Stop, tail, turn & signal lamps
- For 3/4" hole with adapter plate and boot
- Fits 198, 1016, 1034, 1154, 1157 bulbs



84-1064

84-1064

### Socket Repair Assembly

- Stop, tail, turn & park lamps
- GM: 8903202, 8914822
- Fits 1034, 1154, 1157 bulbs



84-1050

84-1050

### Socket Repair Assembly

- Stop, tail, turn & park lamps
- Twist-lock
- GM: 8903203, 8914823, 8914823
- Fits 1034, 1154, 1157 bulbs



84-1009

84-1009

### Socket Repair Assembly

- Park, stop, tail & turn lamps
- GM: 8919916, 12013813
- Fits 1034, 1154, 1157 bulbs



84-1030

84-1030

### Socket Repair Assembly

- Stop, tail, turn & park lamps
- 1 1/8" mount ; includes ground terminal
- Ford: D1AZ-13410B, D20Z-13410B
- Fits 1034, 1154, 1157 bulbs



84-1067

84-1067



**Socket Repair Assembly**

- Stop, tail, turn & park lamps
- Chrysler: 3843432, 3843245, 4163003, 4362469
- Fits 198, 1016, 1034, 1154, 1157 bulbs

84-1066



84-1066

**Socket Repair Assembly**

- Stop, turn & park lamps
- GM: 12083006, 12092377
- GM 1988 & up
- Delco LS-12
- Fits 3057, 3157 bulbs

84-1049



84-1049

**Sealed Beam Harness Assembly**

- For 3 terminal sealed beam lamps with fiber optics
- Domestic and import vehicles

84-1042



84-1042

**4 WIRE**

**Metric-Pack Sealed Repair Assembly**

- Sealed pigtail replacement
- OEM Metri-Pack 280 style connectors
- Fits either 4 or 5 wire applications
- Can plug into any 5370, 5371, 5372 and 5376 series lamps
- Additional parts available on page 28

68680



68680

**Socket Repair Assembly**

- Stop, tail, turn & park lamps
- Ford: D3AZ-13410B, D5DZ-13410A, D5DY-13410A, DZDZ-13410A
- Ford 1973 & up
- Fits 1157 bulbs

84-1047



84-1047

**Headlamp Connector Harness – High/Low Beam**

- Weather-pack seal connector
- For halogen bulb headlamp assembly with 3 terminals
- High-low beam
- Chrysler: 4400395, 4414332, 4430976, 4439076
- Fits 9004, 9007 bulbs

84-1039



84-1039

**Dimmer Switch Assembly**

- For floor mounted dimmer switch; locking ears
- GM: D-803, D-809
- See 82-2203 dimmer switch on page 64

84-1036



84-1036

**5 WIRE**

**Flasher & Relay Socket Assembly**

- Connects 4 or 5 terminal relays or flashers
- 14 gauge wires
- Molded housing; universal
- 12 volt

84-1041



84-1041

**Socket Repair Assembly**

- Stop, tail, turn & park lamps
- 4399576, 4124081

84-1074




84-1074

**Seal Beam & Flasher Assembly**

- ABS molded housing; universal
- 16 gauge
- For 2-3 terminal sealed beam headlights or 2-3 terminal flashers

84-1006



84-1006

**Dimmer Switch Assembly**

- For dimmer switches
- AMC: 3160926
- Mopar: 1881938, 2497158
- Motorcraft: SW-263

84-1035



84-1035

**5 Pin Relay & Pigtail Assembly**

- Includes 5 terminal relay and pigtail assembly
- S.P.D.T. – Single Pole Double Throw, Form C
- Normally open or normally closed options
- Spike protection
- Includes mounting bracket
- Temperature range -40°C to 100°C (-40°F to 212°F)
- 14 gauge wire
- 12V DC, 30A/40A

84-1040



84-1040