

LED WHITELIGHT™ RECESSED-MOUNT DOME LAMP

FEATURES & BENEFITS

- Encapsulant potting for total circuit board protection
- Robust, one-piece, aluminum housing and removable acrylic lens (LED versions)
- Built-in automatic thermal protection circuit



TECHNICAL SPECIFICATIONS
Material: Aluminum/Acrylic
Finish: White

61291



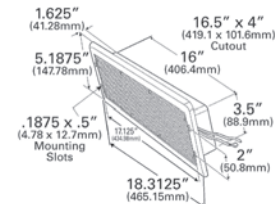
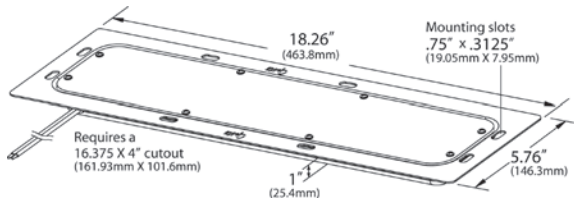
61261



61F61



61511



Part Number	Product Description	Lighting Technology	Light Output (Usable)	Operating Temperature	Design Voltage (V)	Amp Draw (A)
61611	High output, 18 diodes	LED	1200 Lm	-40F to +122F	12	2.16
61G21	High output, 18 diodes, w/motion sensor	LED	1200 Lm	-40F to +122F	12	2.16
61E61 NEW	High output, 18 diodes, dimmable	LED	1200 Lm	-40F to +122F	12	2.17/.71
61111	High output, 16 diodes	LED	1000 Lm	-40F to +122F	24	1
61261	Standard output, 10 diodes	LED	800 Lm	-40F to +122F	12	1.75
61F61 NEW	Standard output, 10 diodes w/motion sensor	LED	800 Lm	-40F to +122F	12	1.75/.02
61881	Low output, 10 diodes	LED	400 Lm	-40F to +122F	12	1.2
61291 NEW	Standard output, 6 diodes	LED	940 Lm	-40F to +122F	12	1.7
61H91 NEW	Standard output, 6 diodes w/motion sensor	LED	940 Lm	-40F to +122F	12	1.7/.02
61511	Standard output, interior dome	Fluorescent	950 Lm	0F to +125F	12	2.5

Accessories

Part Number	Description	Fits
94621	Replacement Lens	Round Corner Lenses
94631	Replacement Lens	Square Corner Lenses
92901	Replacement Lens	61511
92911	Fluorescent Tube	61511
43540	Mounting Pan	All 18" Dome Lamps



Interior Lighting

Lumières d'Intérieur Lámparas para Interior

LED WHITELIGHT™ RECESSED-MOUNT DOME LAMP

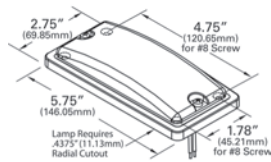
LED

FEATURES & BENEFITS

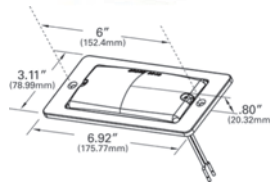
- LED lamp is rated to 50,000 service hours
- Fits existing, similar incandescent lamp mountings
- Low heat; will not melt lens
- Encapsulant potting for total circuit board protection against moisture and corrosion



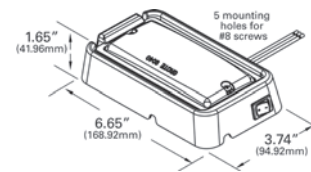
61760



61931



61F51



Part Number	Product Description	Designation	Lighting Technology	Connection Type	Light Output (Usable)	Design Voltage (V)	Amp Draw (A)
61861	Gray aluminum housing, 6 diodes	Dome	LED	Hardwire	300 Lm	9-30	.6 @ 9V .155 @ 30V
61991	Gray aluminum housing, 6 diodes	Dome	LED	Hardwire	300 Lm	12	0.48
61871	Gray aluminum housing, 3 diodes	Courtesy	LED	Hardwire	150 Lm	9-30	.32 @ 9V .094 @ 30V
61961	Gray aluminum housing, 3 diodes	Courtesy	LED	Hardwire	150 Lm	12	0.24
61931	Gray aluminum, flange mount housing, 6 diodes	Dome	LED	Hardwire	300 Lm	12	0.48
61760	Black aluminum housing, 3 white, 3 red diodes	Dome	LED	Hardwire	150 Lm	10-32	.250 @ 12V .140 @ 24V
61890	Gray aluminum housing, 3 white, 3 blue diodes	Dome	LED	Hardwire	150 Lm	10-32	.250 @ 12V .140 @ 24V
82080	Black aluminum housing, 3 white, 3 red diodes	Dome	LED	Tyco #770331-1	150 Lm	10-30	.250 @ 12V .140 @ 24V
82400	Black aluminum housing, 3 white, 3 blue diodes	Dome	LED	Tyco #770331-1	150 Lm	18-32	.125 @ 24V
61F30	NEW Black surface mount plastic housing w/switch, 4 white, 4 red diodes	Dome	LED	Hardwire	200 Lm	10-32	.250 @ 12.8V .140 @ 25.6V
61F40	NEW Black surface mount plastic housing w/switch, 4 white, 4 blue diodes	Dome	LED	Hardwire	200 Lm	10-32	.250 @ 12.8V .140 @ 25.6V
61F51	NEW Black surface mount plastic housing w/switch, 6 white diodes	Dome	LED	Hardwire	300 Lm	12	.480 @ 14V
61031	Gray steel housing	Dome	Incandescent	Hardwire	15 CP	12	1.1 @ 12V

Accessories

Part Number	Description	Fits
90401	Replacement Lens	All

LED WHITELIGHT™ 4" DOME LAMP



FEATURES & BENEFITS

- Shock-absorbing, weather-proof housing with long-life LEDs makes this a very durable lamp
- Cost-effective LED lighting option is rated at 50,000 hours
- LEDs utilize lower amp draw, putting less load on strained electrical systems
- Hardwired for easy integration into current wiring system
- Uses 70% less power than incandescent options



61E41



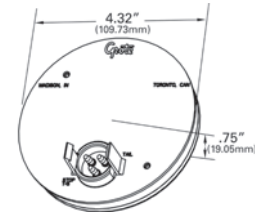
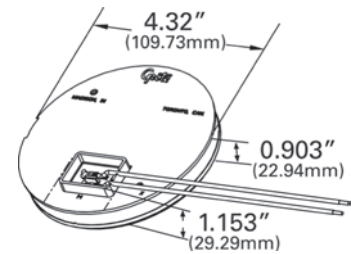
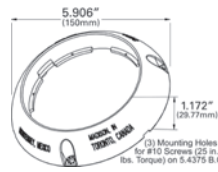
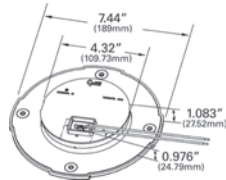
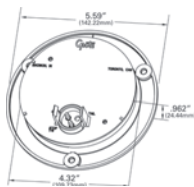
61E01



61H41



61171



Part Number	Product Description	Lighting Technology	Light Output (Usable)	Connection Type	Design Voltage (V)	Amp Draw (A)
61E01	NEW 4" integrated flange	LED	400 Lm	Male Pin	12	.6A
61E11	NEW 4" integrated flange	LED	400 Lm	Male Pin	24	.3A
61G91	NEW 4" integrated flange	LED	400 Lm	Hardwire	12	.6A
61H21	NEW 4" integrated flange	LED	400 Lm	Hardwire	24	.3A
61H51	NEW 4" integrated flange	LED	400 Lm	Hardwire w/2-Way Female	12	.6A
61E41	NEW 4" grommet mount	LED	400 Lm	Male Pin	12	.6A
61E51	NEW 4" grommet mount	LED	400 Lm	Male Pin	24	.3A
61H01	NEW 4" grommet mount	LED	400 Lm	Hardwire	12	.6A
61H11	NEW 4" grommet mount	LED	400 Lm	Hardwire	24	.3A
61E21	NEW 4" euro flange	LED	400 Lm	Male Pin	12	.6A
61E31	NEW 4" euro flange	LED	400 Lm	Male Pin	24	.3A
61H41	NEW 4" euro flange	LED	400 Lm	Hardwire	12	.6A
61H31	NEW 4" euro flange	LED	400 Lm	Hardwire	24	.3A
61171	4" surface mount w/ switch	LED	400 Lm	Hardwire	12	.6A
63551	4" in a rubber housing	LED	400 Lm	Hardwire	12	.6A

Accessories

Part Number	Description	Fits
67013, 66842, 66846, 67016	Male Pin Pigtail	61E01, 61E11, 61E41, 61E51, 61E21, 61E31

Interior Lighting

Lumières d'Intérieur Lámparas para Interior



SURFACE MOUNT FLUORESCENT DOME LAMP

Ballast design prevents electromagnetic and radio frequency interference (EMI/RFI) • Shock tested per SAE requirements • Rigid anodized aluminum base • High efficiency / low power consumption/low heat • Internally fused • Locking bulb mounts • Operating temperatures +32°F to +185°F

61371 White

Material: ABS
Finish: Clear
Bulb: Dual F15T8 CW
Volts / Amps: 12V / 2.25A
Accessory: Bulb: 92681
Lens: Clear 92611



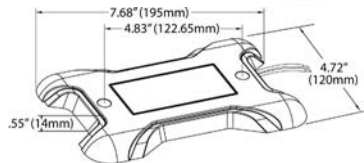
LED WHITELIGHT™ X-100 DOME LAMP

Built-in automatic thermal protection circuit • Surface mountable; versatile design means both wall or ceiling mountings are possible • Fast installation with 2 self-tapping screws and no holes to cut

61121 White

61131 White **24** VOLT

Material: Polycarbonate
Finish: Clear
Volts / Amps: 61121: 12V / .6A
Volts / Amps: 61131: 24V / .3A



S100 LED WHITELIGHT™ SURFACE MOUNT DOME LAMP

Low profile sleek design, less than 15.0mm height • Moisture proof construction allows for a wide variety of uses • Surface mount allows for quick and easy installation • 300 lumens of output • Operates at -40F to +122F • ECE R10, Dir. 72/ 245/ EEC, Amended by 2006/ 28/ EC

61391 S100

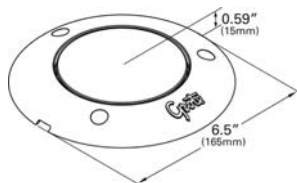
61401 S100 **24** VOLT

WITH MOTION SENSOR

61411 S100 w/Motion Sensor

61421 S100 w/Motion Sensor **24** VOLT

Material: Polycarbonate
Finish: White / Clear
Volts / Amps: 12V / .7A (61391, 61411)
Volts / Amps: 24V / .38A (61401, 61421)

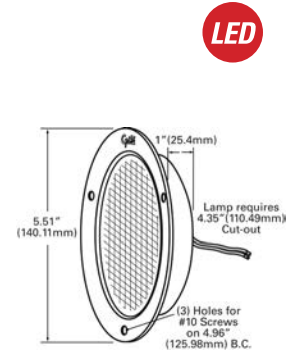


4" ROUND FLANGE-MOUNT LED DOME LAMP

Encapsulant potting for total circuit board protection • Hardwire terminations allow for easy connections to the existing wiring system • Chemical resistant acrylic lens, white powder coated housing • Operates at a wide temperature range: from -40°F to +122°F

- 61141** White
- 61021** White 24 VOLT

Material: Aluminum/Acrylic
 Finish: Clear
 Volts / Amps: 61141: 12V / .48A
 Volts / Amps: 61021: 24V / .25A

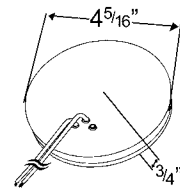


4" ROUND UTILITY LAMP

Cost-effective LED lighting option is rated at 50,000 hours • LEDs utilize lower amp draw, putting less load on strained electrical systems
 • Hardwired for easy integration into current wiring system
 • Pattern closely resembles a spot pattern

- 64971** Clear
- 63561** Clear, Rubber housing

Material: Polycarbonate/Rubber (63561)
 Finish: Clear/Black (63561)
 Volts / Amps: 12V / .6A; 282 Lumens
 Brackets: 43572, 43253, 92510, 92512, 92513
 Grommet: 91740, 91950



TORSION MOUNT® II 4" ROUND DOME LAMP

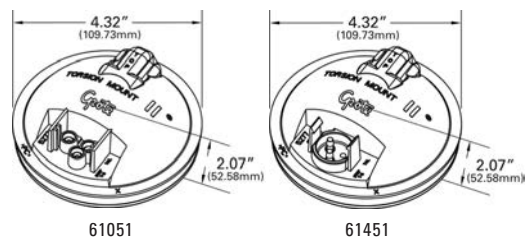
Torsion Mount® II Gel-Mount® bulb cradle design • O-ring seal pigtail design eliminates corrosion • Locking tabs ensure solid pigtail connection
 • Hermetic lens-to-housing seal

- 61451** Clear, Male Pin
- 61051** Clear, Female Pin

KITS:

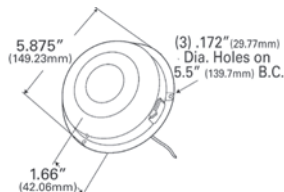
- 61461** Clear (61451 + 91740 + 67013)
- 61431** Clear (61051 + 91740 + 67010)

Material: Polycarbonate
 Finish: Clear
 Bulb: 15 CP
 Volts / Amps: 12V / 1.04A
 Bracket: 43572, 43253, 92510, 92512, 92513
 Grommet: 91740, 91950
 Pigtail: Male Pin: 67013, 66842, 66846, 67016;
 Female Pin: 67010, 67011, 67020, 67015, 67014



Interior Lighting

Lumières d'Intérieur Lámparas para Interior



ROUND DOME LAMP WITH SWITCH

Surface mount • Design resists corrosion and lens shattering due to heat build up • Low profile to protect against knock-off by load or personnel

61161 White Base
61091 Chrome Base
61091-5 Chrome Base

RETAIL

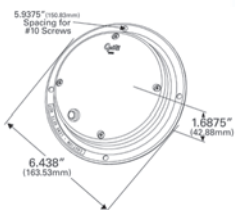
Material: Polycarbonate
 Finish: Clear
 Bulb: 93, 15 CP
 Volts / Amps: 12V / 1.04A
 Pigtail: 68170
 Lens: White 91101

6" SURFACE MOUNT DOME LAMP WITH SWITCH

Surface mount lamp • Perfect for use as a compartment lamp • Popular lamp for bus and RV applications • Separate ground wire • Not suitable for use in headliners or confined spaces

61821 Clear

Material: Aluminum
 Finish: Clear
 Bulb: 1141, 21 CP
 Volts / Amps: 12V / 1.44A



LED

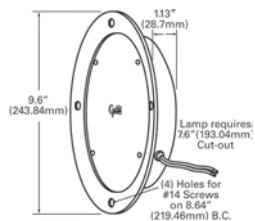
LED WHITELIGHT™ 7" ROUND DOME LAMP

High output white LED dome lamp • Encapsulant potting for total circuit board protection against moisture and corrosion • Designed to operate in extreme-cold temperatures down to -40° • Shallow recess requires only 1 1/4" depth for mounting pan • Self-resetting cut-off feature to protect against excess heat

61811 Clear
61061 Clear

24
VOLT

Material: Powder Coated Steel/Acrylic
 Finish: White/Clear
 Volts / Amps: 61811 - 12V / 1.92A
 Volts / Amps: 61061 - 24V / .75A
 Accessory: Mounting Pan: 43744
 Lens: Clear 93821

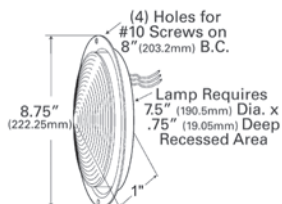


SEMI-RECESSED UTILITY LAMP

7" diameter with a recess less than 1 inch • Often used on school bus, RV, and ambulance applications • Not for use in headliner or confined area • Third wire for dimming

63061 Clear

Material: Aluminum/Polycarbonate
 Finish: Aluminum/Clear
 Bulb: 1157, 32 CP
 Volts / Amps: 12V / 2.1A; .59 Amp dimming
 Lens: 93891



8" SURFACE MOUNT DOME LAMPS

7" diameter lens • Surface mount lamp • Separate ground wire
 • Popular for use as a scare lamp on RVs • Not suitable for use in headliners or confined spaces

- 61791** Clear, White Housing
- 61793** Clear, Stainless Steel Housing

Material: Steel
 Finish: Stainless/White/Clear Lens
 Bulb: 1156, 32 CP
 Volts / Amps: 12V / 2.1A
 Lens: 93891



LED SLIMWHITE

High output 500 lumen LED dome lamp emits low heat • Tough polycarbonate lens • Sturdy aluminum base • Profile is less than 3/4" high • Rated at 50,000 service hours • 61G01 multi-function - all, 2- outside segments, 1 middle segment

18" LENGTH	
61E81	500 Lm, Frosted
61E91	500 Lm, Frosted 24 VOLTS
61G81	700 Lm, Clear
61F01	500 Lm, Frosted, w/ Switch
61F11	500 Lm, Frosted, w/ Switch 24 VOLTS

48" LENGTH	
61281	1500 Lm, Frosted
61G01	2100 Lm, Clear, Multi-Function

Material: Polycarbonate/ Aluminum
 Finish: White
 Volts / Amps: 18" 12V / .6A; 24V / .3A
 Volts / Amps: 48" 12V / 1.2A




LED SLIMLITE COURTESY LAMP

Lamp features a low profile of less than one inch • High efficiency lamp generates good light output; uses little power and generates minimal heat
 • Excellent option for cabinet lighting and other interior uses

- 60581** Clear
- 60591** Clear, w/ Switch

Material: Polycarbonate
 Finish: Clear
 Volts / Amps: 12V / .23A




LED CABINET/COMPARTMENT DOME LAMP

Self-resetting cut-off switch to protect against excess current • Designed to operate in extreme-cold temperatures down to -40° • Encapsulant potting for total circuit board protection against moisture and corrosion
 • Optic lens design focuses light downward/upward based on orientation

- 61F81** Clear **NEW**

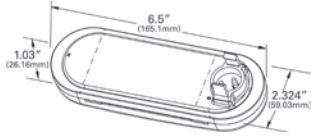
Material: Polycarbonate
 FMVSS: SAE J575
 Finish: Clear
 Volts / Amps: 12V / .35A



Interior Lighting

Lumières d'Intérieur L mparas para Interior

LED

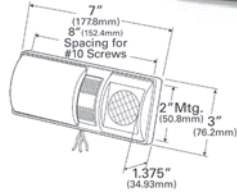


OVAL LED WHITELIGHT™ DOME LAMP

Grote LEDs provide valuable light output with low amp draw
 • Cost-effective LED lighting option is rated at 50,000 hours

61G31 Clear, Male Pin **NEW**

Material: ABS/Acrylic
 FMVSS: SAE J2139
 Finish: Clear
 Volts / Amps: 12.8V / .6A
 Bracket (requires grommet or flange): 43362, 43952
 Flange: 43220, 43223, 43222, 43723, 42153
 Grommet: 92420, 92720
 Pigtail: 67013, 66842, 66846, 67016

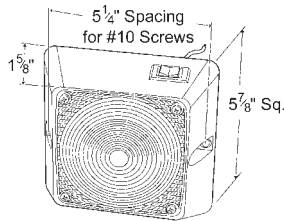


EUROSTYLE MAP & DOME LAMP

3-way switch: map only, dome/map light, or off • Two options for wiring: either dome lights or not lights when door is open

61301 Clear

Material: Nylon/Polycarbonate
 Finish: Black
 Bulb: Dome - 561, 12 C.P.
 Volts / Amps: 12 V / .97A
 Bulb: Map - 1816, 3 C.P.
 Volts / Amps: 12V / .33A

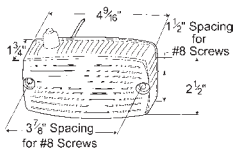


SQUARE DOME LAMP WITH SWITCH

Three-position switch enables variable intensity: low-6 CP, high-21 CP, or off
 • Surface mount • Large enough to cover most existing holes

61221 Clear

Material: ABS/Polycarbonate
 Finish: Clear
 Bulb: 1016, 21/6 CP
 Volts / Amps: 12V / 1.5A max
 Lens: Clear 90481



DOME LAMP WITH SWITCH

Durable polycarbonate lens • Integrated on/off toggle switch • Raised lens for maximum light dispersion • Comes with ground wire

61491-5 Clear **RETAIL**

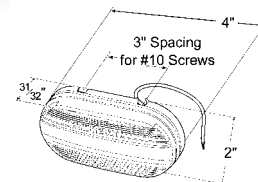
Material: Steel/Polycarbonate
 Finish: Clear
 Bulb: 1156, 32 CP
 Volts / Amps: 12V / 2.1A

ECONOMY DOME LAMP

Surface mount, snap-on lens; molded o-ring • Low profile; less than 1 inch high

61081 Clear

Material: Polypropylene/Polycarbonate
 Finish: Clear
 Bulb: (2) 1893, 2 CP
 Volts / Amps: 12V / .66A
 Bracket: 43144
 Pigtail: 68280, 67120
 Lens: Clear 90121

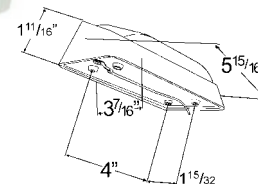


RECTANGULAR PORCH/UTILITY LAMP

Very popular for use as a porch/utility light on RVs and small trailers
 • Surface mount • Separate ground wire for use when mounting on fiberglass • Replaceable, snap-on lens

61641 Clear, White Housing

Material: ABS
 Finish: Clear
 Bulb: 1141, 21 CP
 Volts / Amps: 12V / 1.44A

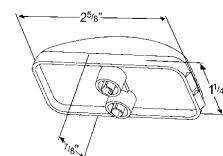


SMALL RECTANGULAR LED UTILITY LAMP

Long-life LED light source makes this lamp the perfect choice for difficult-to-reach mounting locations • Uses same UBS pigtails as incandescent for a quick Plug-and-Go® retrofit • Encapsulant potting for total circuit board protection • Hermetic lens-to-housing seal prevents lamp from fogging due to moisture

60421 Clear

Material: Polycarbonate
 Finish: Clear
 Volts / Amps: 12V / .2A
 Bracket: 43380, 43370, 43970, 43980
 Pigtail: 66850, 67050, 67001, 66851, 66800, 66840

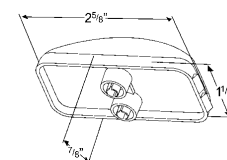


SMALL RECTANGULAR UTILITY LAMP

Sonically sealed lens • Single 15,000 hour bulb

60271 Clear

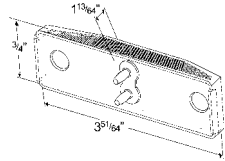
Material: Polycarbonate
 Finish: Clear
 Bulb: 2 CP
 Volts / Amps: 12V / .33A
 Bracket: 43380, 43370, 43970, 43980
 Pigtail: 66850, 67050, 67001, 66851, 66800, 66840



Interior Lighting

Lumières d'Intérieur Lámparas para Interior

LED

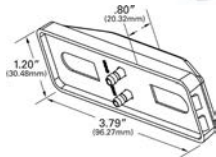


RECTANGULAR LED UTILITY LAMP

Long-life LED light source makes this lamp the perfect choice for difficult-to-reach mounting locations • Uses same UBS pigtails as incandescent for a quick Plug-and-Go® retrofit • Encapsulant potting for total circuit board protection from corrosion • Hermetic lens-to-housing seal

60411 Clear

Material: Polycarbonate
Finish: Clear
Volts / Amps: 12V / .2A
Bracket: 43780, 43783, 43390, 43790, 43850
Pigtail: 66982, 66980, 66981



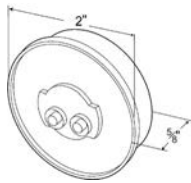
RECTANGULAR UTILITY LAMP

Sonically sealed, rectangular double-bulb lamp • Designed for narrow mounting applications • 15,000 hour bulbs

60301 Clear

Material: Polycarbonate
Finish: Clear
Bulb: 2 CP
Volts / Amps: 12V - .66A
Bracket: 43390, 43780, 43790, 43850, 43783
Pigtail: 66981, 66982

LED

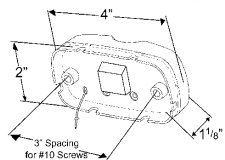


2" LED INTERIOR COURTESY LAMP

Bright, single LED provides ample light for tool boxes, cabinets, and other hard to light areas • Encapsulant potting for total circuit board protection against vibration and corrosion

60561 White

Material: Polycarbonate
Finish: Clear
Volts / Amps: 14V / .2A
Bracket: 42190, 43690, 43150, 43152, 43153, 43532
Grommet: 92120, 92150, 94100
Pigtail: 66851, 66850, 66840, 67001, 67050, 66801



TWO-BULB SQUARE CORNER UTILITY LAMP

Ideal courtesy or dome lamp • Attached pigtail with two stainless steel grounds

46791 Clear


Material: Polypropylene/Polycarbonate
Finish: Clear
Bulb: 1893 (2), 2 CP
Volts / Amps: 12V / .66A
Pigtail: 67120
Lens: 91961

2 1/2" ROUND UTILITY LAMP

Ideal for utility, courtesy or dome applications • Hermetic lens-to-housing seal • 15,000 hour bulb • Twist-on mounting

45811 Clear

Material: Polycarbonate
 Finish: Clear
 Bulb: 2 CP
 Volts / Amps: 12V / .33A
 Bracket: 43690, 43160, 43163, 43512, 43522
 Grommet: 91880, 91890, 91400, 91410, 92070
 Pigtail: 66851, 66850, 67001, 67050, 66801, 66800, 66840



STEPWELL UTILITY LAMP

Rugged, heavy-duty design • Brilliant chrome finish • Easy to install
 • Includes foam mounting pad

60351 Clear

Material: Die-cast/Polycarbonate
 FMVSS: L
 Finish: Chrome
 Bulb: 906, 6 CP
 Volts / Amps: 12V / .7A



LED COURTESY STEPWELL LAMP

Electronics completely encapsulated with durable epoxy for maximum environmental protection • Same mounting as popular incandescent versions • Connections can be easily adjusted for typical installations
 • Designed to integration into existing bus electronic platforms • ADA compliant (LED)

60571 White

Material: Stainless Steel/Polycarbonate
 Finish: Stainless
 Volts / Amps: 14V / .3A
 Lens: 93201

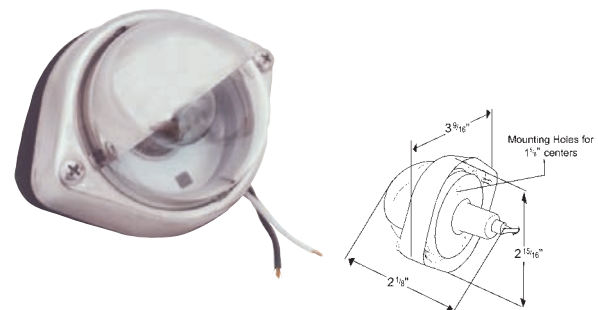


COURTESY STEP LAMP

Bright, polished stainless steel construction • High heat and impact resistant lens • Adjustable hood for directional lighting • Bulb replaceable • Mounting pad and screws included

60361 Clear

Material: Stainless Steel/Polycarbonate
 Finish: Stainless
 Bulb: 1142, 21 CP
 Volts / Amps: 12V / 1.34A



MICRONOVA® DOT LED COURTESY STEPWELL LAMP

Durable one-piece LED lamp design • Hardwire with .180 slim-line UBS plug connections for maximum performance

60721 Lamp with Hooded Grommet **NEW**


Material: Polycarbonate/PVC
 FMVSS: L
 Finish: Clear/Black
 Volts / Amps: 14V / .05A
 Grommets: 94360



Interior Lighting

Lumières d'Intérieur Lámparas para Interior

LED



HI COUNT® LED COURTESY LAMP

Mounts using two #6 screws • Longer life than incandescent; uses LED technology to reduce maintenance costs

G6261 Stainless Steel

Material: Stainless Steel
Finish: Stainless
Volts / Amps: 12V / .02A



COURTESY LAMP

Chrome plated steel housing • Single-bulb unit similar to lamps on Chevrolet/GM® vehicles

60251 Clear

60251-5 Clear **RETAIL**

Material: Steel
Finish: Chrome
Bulb: 67, 4 CP
Volts / Amps: 12V / .59A

LED




LED COMPACT COURTESY LAMP

Fits 1 1/4" hole in panels from 1/16" to 1/8" thick • Rubber-sealed spring and pigtail assembly • Translucent white plastic lens with chrome shade

G6121 Clear **NEW**

Material: Steel
Finish: Chrome
Volts / Amps: 12V / .02A



COMPACT COURTESY LAMP

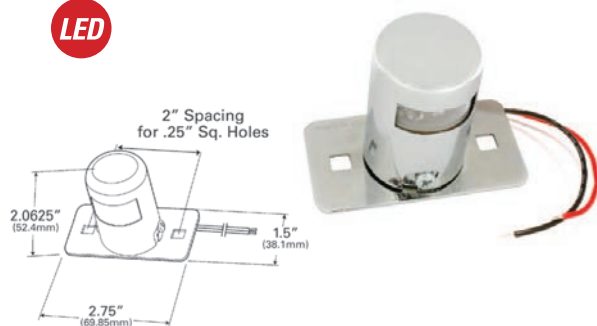
Fits 1 1/4" hole in panels from 1/16" to 1/8" thick • Rubber-sealed spring and pigtail assembly • Translucent white plastic lens with chrome shade

60101 Clear

60101-5 Clear **RETAIL**

Material: Steel
Finish: Chrome
Bulb: 67, 4 CP
Volts / Amps: 12V / .59A
Accessory: Socket Wire: 84-1003

LED



LED COURTESY LAMP

Illuminates instrument panel and compartments • Clear plastic lens

G6131 Clear **NEW**


Material: Steel
Finish: Chrome
Volts / Amps: 12V / .002A

ECONOMY COURTESY LAMP

Illuminates instrument panel and compartments • Clear plastic lens

60151 Clear
60151-5 Clear **RETAIL**

Material: Steel
 Finish: Stainless Steel
 Bulb: 67, 4 CP
 Volts / Amps: 12V / .59A
 Pigtail: 68080

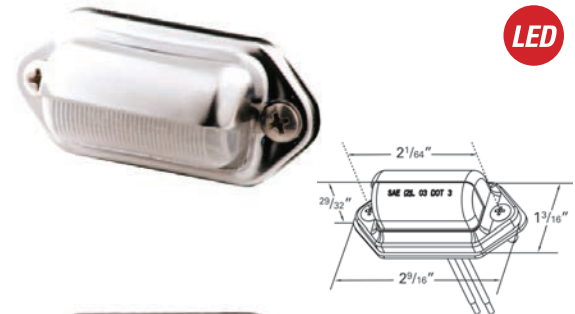


HI COUNT® INTERIOR/UTILITY LAMP

LED offering provides maximum lighting output in tight spaces • Low power consumption and heat production • Hooded guard to reduce glare

G6151 Clear

Material: Steel/Polycarbonate
 Finish: Chrome
 Volts / Amps: 12V / .025A

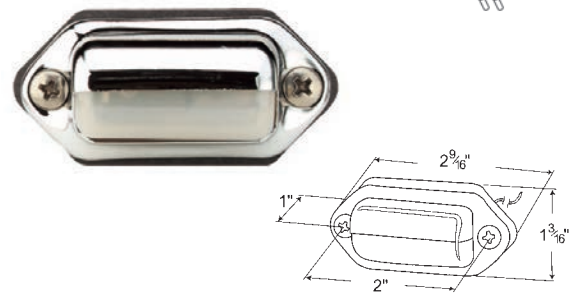


INTERIOR/UTILITY LAMP

Chrome plated housing • Hooded guard to reduce glare • Separate ground wire

61501 Clear
61501-5 Clear **RETAIL**

Material: Brass/Polycarbonate
 Finish: Chrome
 Bulb: 194, 2 CP
 Volts / Amps: 12V / .27A



LED ROPE LIGHTING

Flexible rope lighting is perfect for compartments and tool boxes
 • 50' roll comes with 10 wire connectors, 50 mounting clips and 10 end caps • 1/2" diameter rope • LEDs spaced 1 per inch

60481 White

ACCESSORIES:

93780 10 Power Wires & End Caps

93790 50 Mounting Clips

Finish: Clear
 Volts / Amps: 12V / .07A per foot





BEEHIVE LAMP WITH FIXED ANGLE MOUNTING BRACKET

Maximum light diffusion • Fade-proof acrylic lens

45021-5 Clear **RETAIL**

Material: ABS/Acrylic
 Finish: Clear
 Bulb: 67, 4 CP
 Volts / Amps: 12V / .59A






AUTOMATIC ELECTRONIC DOME LIGHT SWITCH WITH TIMER

Reduces the overall number of components of an interior lighting system

- Eliminates tapping into the air brake delivery system
- Automatic shut-down of circuit for no-fuss on/off
- Allows for multiple, simple ground-sensing switches while maintaining the integrity of the interior lighting system
- Timer is factory pre-set for 40 minutes on-time and can be manually shut off or automatically when the vehicle experiences forward/backward acceleration
- Operates at -40C to +85C
- Four wire design
- Designed to replace Grote part number 44360

44440 Dome Lamp Switch **NEW**

Material: Nylon/ G.F., UL94HB/ Polycarbonate
 FMVSS: SAE J1455, J2139, IP65
 Finish: Gray
 Volts / Amps: 9-16 Volt Range / 15A max load




ELECTRONIC DOME LAMP SWITCH

Solid-state electronic circuitry

- Impact resistant PVC construction
- Sealed trigger switch
- High current-switching capacity of 30 amps, not to exceed 15 operating amps
- Wide voltage range: 9 to 16 volts
- Three-wire design
- Designed to replace Grote part number 44240

44910 Full Feature, Surface Mount **NEW**

Material: PVC
 FMVSS: IP65
 Finish: Gray
 Volts / Amps: 12V / 15A max
 Accessory: automotive style 15A fuse




RECESSED MOMENTARY GROUND SWITCH

Simple switch to reset the timer function of standard "outside-the-trailer" switches

- Recessed into the trailer wall to eliminate bumps and knock-offs
- Easy to integrate into the current system
- For use with 44360, 44440 and 44190 switches

44380 Switch

Material: ABS
 FMVSS: SAE J575e 1970
 Finish: White
 Volts / Amps: .02V - 30V (D.C)



ECONOMY FULL-FEATURE TIMER SWITCH

Solid-state, low profile design

- Two-hour timer
- Fully potted for protection against moisture
- 5-Amp, field-replaceable blade fuse

44242 Switch

Material: Polycarbonate
 Finish: Gray
 Volts: 10-14V