

Trilliant® Cube LED WhiteLight™ Work Lamp

Product Information Sheet

FORWARD LIGHTING



LED performance in a new rugged package provides mounting flexibility, small size, and powerful performance.

- Strong die cast aluminum housing stands up to shock and harsh workplace environments.
- Rugged stainless steel mounting hardware holds fast; provides mounting flexibility and won't rust or rust your equipment.
- Available in TractorPlus™ and Wide Flood beam patterns.
- Leak proof sealed lamp is certified IP69K; stands up to scratches, pressure washing, and harsh weather.
- Available with Amp Superseal and Deutsch connector options.

PRODUCT SPECIFICATIONS

MATERIAL: POLYCARBONATE / ALUMINUM / STAINLESS STEEL HARDWARE
FINISH: BLACK
SPECIFICATIONS: J575E, IP69K, EMC RATED - 72/245/EEC
PIGTAIL: 68610 - DEUTSCH, 68580 - AMP SUPERSEAL (INCLUDED WITH -5)

LUMENS		
1712 r	1375 i	1239 e
Raw	Instant-On	Effective

Part Number	Termination	Beam Pattern	Light Source	Operating Voltage (V)	Amperage (A)	Effective
63981	AMP SUPERSEAL	FLOOD	LED	10/24	1.4/.7A	1239
63981-5	AMP SUPERSEAL	FLOOD	LED	10/24	1.4/.7A	1239
63991	AMP SUPERSEAL	WIDE FLOOD	LED	10/24	1.4/.7A	1131
63991-5	AMP SUPERSEAL	WIDE FLOOD	LED	10/24	1.4/.7A	1131
63E21	DEUTSCH	FLOOD	LED	10/24	1.4/.7A	1239
63E31	DEUTSCH	WIDE FLOOD	LED	10/24	1.4/.7A	1131

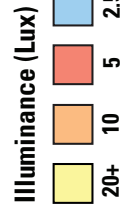
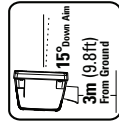
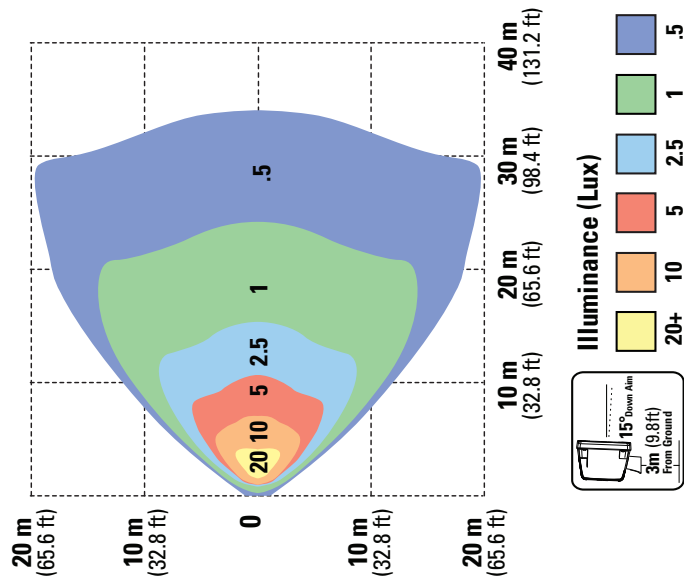
2600 Lanier Drive, Madison, Indiana U.S.A. 47250-0550
 U.S. 800.628.0809 Canada 800.268.5612
 Europe +49 9962/20008-0 Mexico 011 (52) 81-8262-4400

grote.com



Trilliant[®]
CUBE

Wide Flood - IsoLux



Trilliant[®]
CUBE

Flood - IsoLux

